




**Molder Disnova Composites**

**COMPLEMENTS FOR  
CHILDREN  
PLAYGROUNDS**

*At Molder Disnova we work to  
offer quality products  
tailored to your needs.*



**Molder Disnova Composites**





**ECO Products**

**Custom products**

**Slides**

**Swings**

**Climbing walls**

**Playground accessories**

**Other accessories**

**¿What do you  
need?**



# Custom products


!We adapt to you!

# Polyethylene

- Polyethylene is a material that absorbs impacts very well, has great resistance to breakage, although, even if it occurs, it will not splinter
- Color is present throughout the material, not like a surface paint, so it will keep looking good despite use.
- Does not allow moisture penetration
- Not pollute the environment
- 100% recyclable material
- Corrosion resistant
- UV lights resistant
- Not need of maintenance
- Resistant to vandalism and easy cleaning



PE



Molder Dishova Composites



Hard and  
resistant!



## Materials

## COMPOSITE

- Specially designed material for outdoor use
- Colors remain unchanged for a long time
- High strength and toughness compared to its low weight.
- It can be made of fire retardant material.
- The safety of this material is a great advantage in products for children's playgrounds and parks
- It is not toxic, and complies with health regulations
- Its smooth surfaces, without pores, prevent the adhesion of dirt and facilitate cleaning

100%  
RECYCLABLE







Molder Disnova Composites

Our technical department  
design your proposals

# CUSTOM TUBES

Our composite tube slides can be adapted to any shape: spiral tubes, straight tubes, meandering tubes, passageways. Manufactured using RTM injection technology, they offer a high quality finish, great mechanical performance and durability of the parts, made of polyester reinforced with fiberglass.

In both standard and custom tubes, it is possible to include translucent pieces so that you can see inside the tube and let the light through.

We work with advanced design programs to offer the best proposals to our clients. Designed according to the requirements of the EN1176 standard.



**AVAILABLE COLORS:** (Color combination is also possible)

GRAY  
RAL7040

LIGHT  
GREEN  
RAL 6018

DARK  
GREEN  
RAL 6029

RED  
RAL 3020

BLUE  
RAL 5015

YELLOW  
RAL 1018

PURPLE  
RAL 4005

ORANGE  
RAL 2009



**Molder Disnova Composites**  
[www.molderdisnova.com](http://www.molderdisnova.com)

**COMPOSITE**




# CUSTOM TUBES

## TRANSLUCENT PIECES

For our tube slides, it is possible to manufacture the modules in a translucent material version.

These modules are placed at the top of the slide. The advantage of these pieces is that they allow light to enter the interior of the tube.

These parts are available for all of our mounting modules.





# CUSTOM TUBES



**Molder Disnova Composites**  
[www.molderdisnova.com](http://www.molderdisnova.com)

**COMPOSITE**



# CUSTOM PE TUBES



Parts for the assembly of tube slides tailored to your needs. Make different settings; spiral tubes, straight, meandering, passageways.

Made of **100% recyclable polyethylene (PE)**, and available in different colors. They offer a finish that is pleasant to the touch, resistant to moisture and without sharp edges, being safe for the little ones.

We work with advanced design programs to offer the best proposals to our clients. Designed according to the requirements of the **EN1176 standard**.

Contact us to receive your customized project.

**AVAILABLE COLORS:** (Color combination is also possible)

RED RAL 3020	YELLOW RAL 1018	BLUE RAL 5015	GREEN RAL 6018	VIRGIN POLYETHYLENE		
ECO VERSIONS	RICE HUSK Only for the exit module	BLUE 30% RECYCLED RAL 5001	GREEN 30% RECYCLED RAL 6026	GREY 100% RECYCLED RAL 7012	BLACK 100% RECYCLED RAL 9011	ORANGE 100% RECYCLED RAL 2010




**Molder Disnova Composites**  
[www.molderdisnova.com](http://www.molderdisnova.com)







# CUSTOM PE TUBES




1 m straight tube



50 cm straight tube



45° Elbow tube



30° Elbow tube



**Exit module**

Includes threaded inserts for assembly and fixing to the ground.

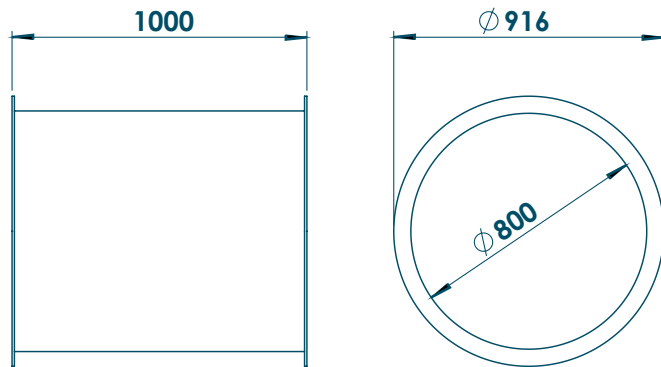
Modules can be supplied undrilled.

For **custom slides**, drills and assembly screws are included.

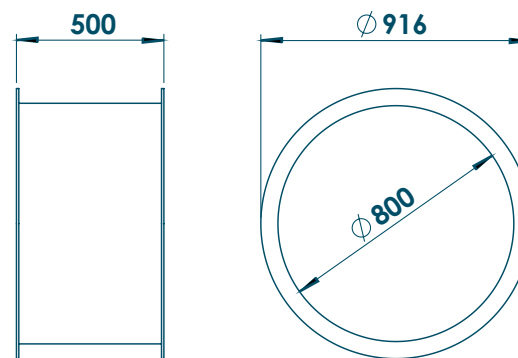


# CUSTOM PE TUBES

1 m straight tube

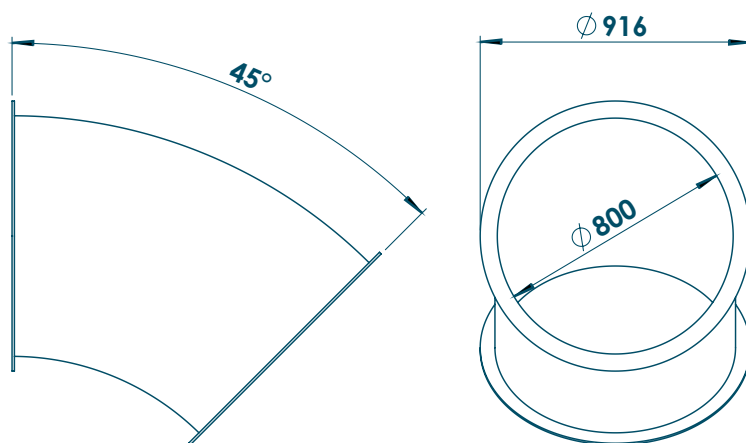


50 cm straight tube

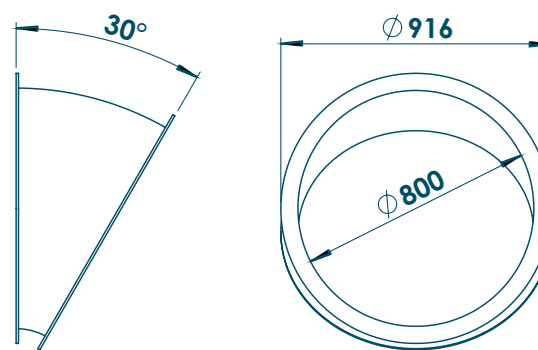


Dimensions in mm.

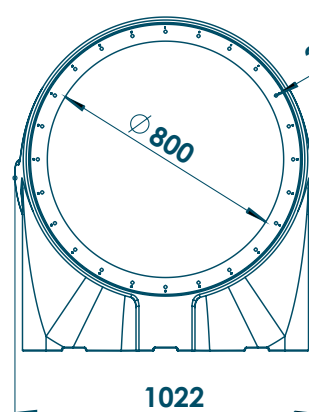
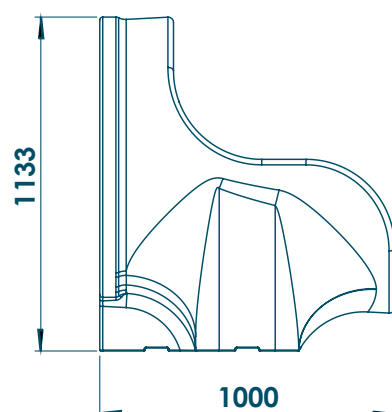
45° Elbow tube



30° Elbow tube



Exit module



24 threaded inserts M10



# ACCESSORIES TUBE SLIDES

Bracket 3 holes - 30°



Bracket 5 holes - 30°



Screws



Taps






# ACCESORIES TUBE SLIDES

Bracket 3 holes - 30°



Bracket 5 holes - 30°



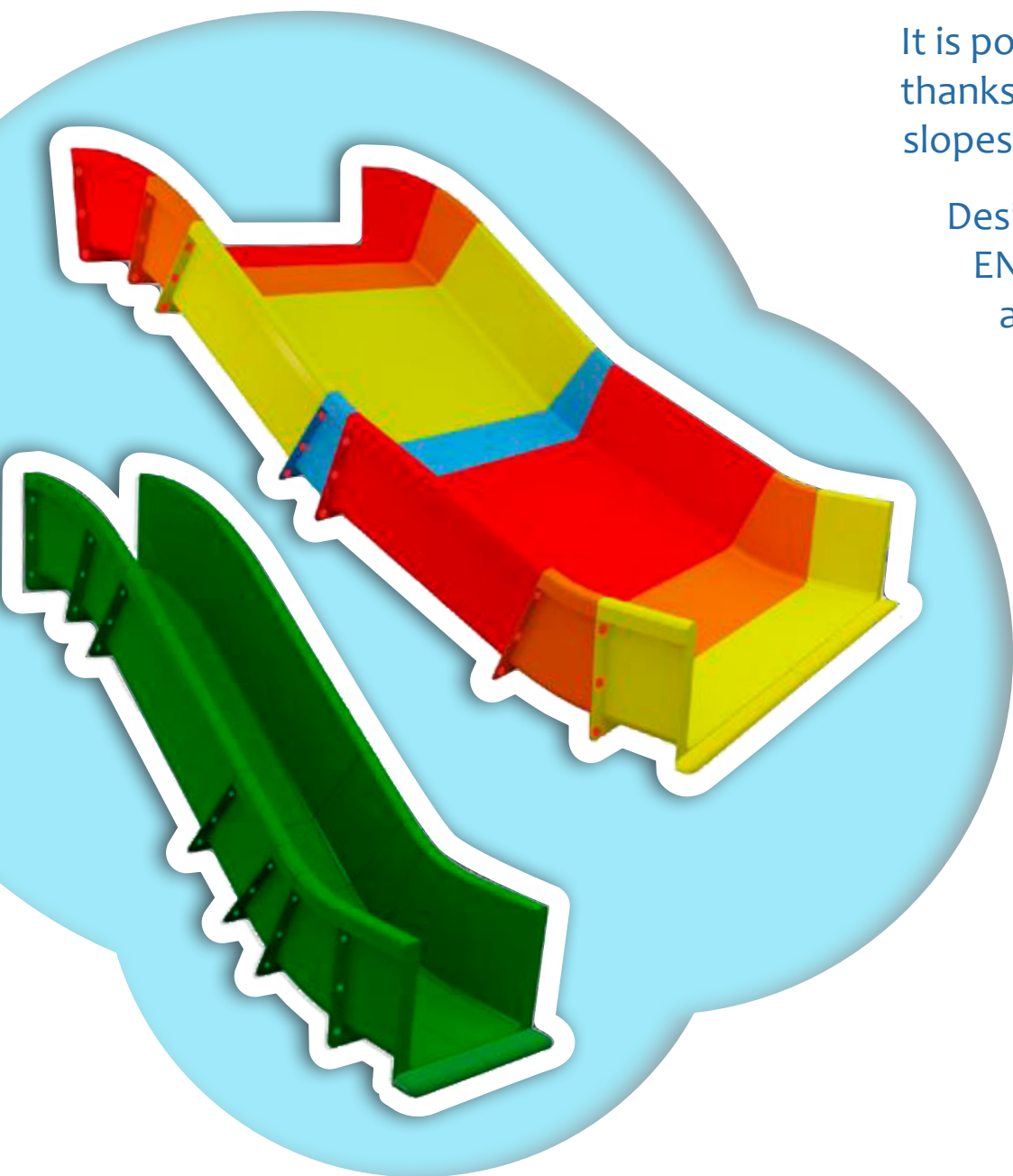
Screws



Taps



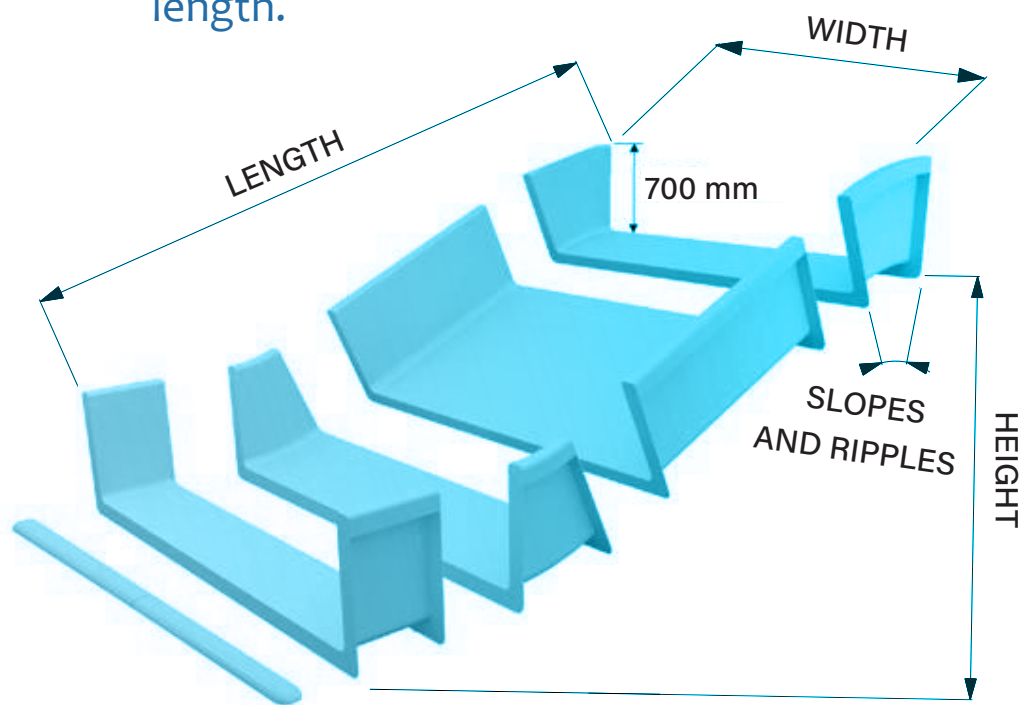
# CUSTOM RIVER SLIDES



It is possible to obtain a great variety of models thanks to its modular pieces. It can be installed on slopes, pools, platforms ...

Designed according to the requirements of the EN1176 standard. Easy installation. We work with advanced design programs to offer the best proposals to our clients.

**Slides completely made to measure.** Width from 1 to 5 meters, custom height and length.



## AVAILABLE COLORS:

(Color combination is also possible)

GRAY  
RAL7040

LIGHT  
GREEN  
RAL 6018

DARK  
GREEN  
RAL 6029

RED  
RAL 3020

BLUE  
RAL 5015

YELLOW  
RAL 1018

PURPLE  
RAL 4005

ORANGE  
RAL 2009





**Molder Disnova Composites**  
[www.molderdisnova.com](http://www.molderdisnova.com)

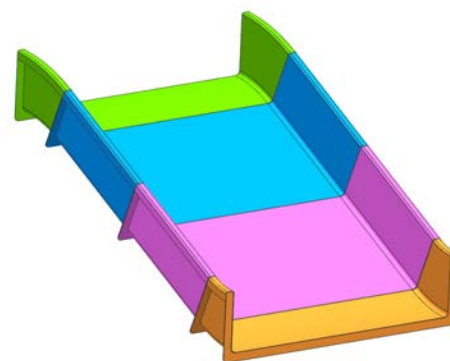
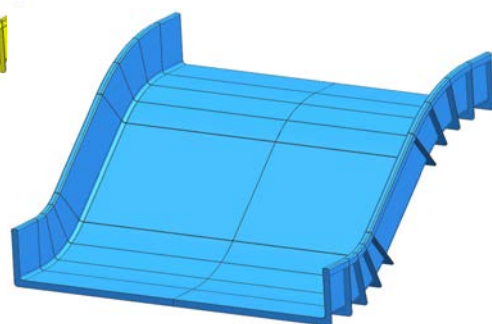
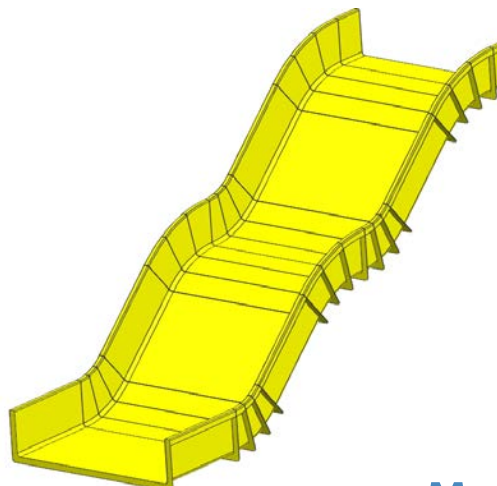
**COMPOSITE**



# CUSTOM RIVER



## EXAMPLES OF CONFIGURATIONS



**Molder Disnova Composites**  
[www.molderdisnova.com](http://www.molderdisnova.com)

**COMPOSITE**

# MODULAR CLIMBING WALL



Corner module



Straight module



Concave module



Convex module



Configure the climbing wall that best suits your space, combining modular pieces.

Includes anchors, dams and assembly manual. It is served completely disassembled in boxes of 2000 x 1200 x 1000 mm and palletized.



**AVAILABLE COLORS:** (Color combination is also possible)

GRAY  
RAL7040

LIGHT  
GREEN  
RAL 6018

DARK  
GREEN  
RAL 6029

RED  
RAL 3020

BLUE  
RAL 5015

YELLOW  
RAL 1018

PURPLE  
RAL 4005

ORANGE  
RAL 2009




**Molder Disnova Composites**  
[www.molderdisnova.com](http://www.molderdisnova.com)

**COMPOSITE**



# MODULAR CLIMBING WALL



INFINITE  
COMBINATIONS




**Molder Disnova Composites**  
[www.molderdisnova.com](http://www.molderdisnova.com)

**COMPOSITE**



# MODULAR CLIMBING WALL



Also on the wall



**Molder Disnova Composites**  
[www.molderdisnova.com](http://www.molderdisnova.com)

**COMPOSITE**



# Slides

Great variety of models



# SERIE T

PE

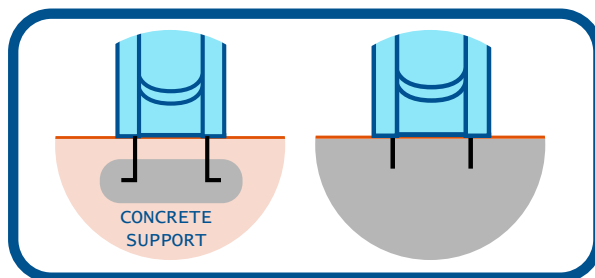


Polyethylene slides for installation on platforms from 600 mm to 1,500 mm in height. High resistance to UV rays. Installation in 5 minutes. It does not need maintenance. Excellent impact behavior.

Lower nerves for reinforcement.

Stackable in transport.

100% recyclable material. PE.



AVAILABLE COLORS:

RED  
RAL 3020

YELLOW  
RAL 1018

BLUE  
RAL 5015

GREEN  
RAL 6018

VIRGIN POLYETHYLENE

ECO  
VERSIONS

RICE HUSK

BLUE  
30% RECYCLED  
RAL 5001

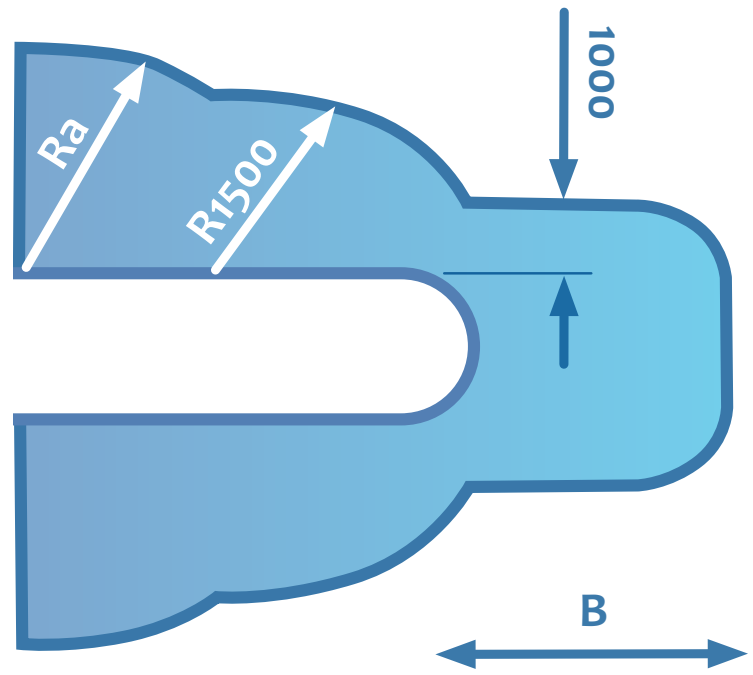
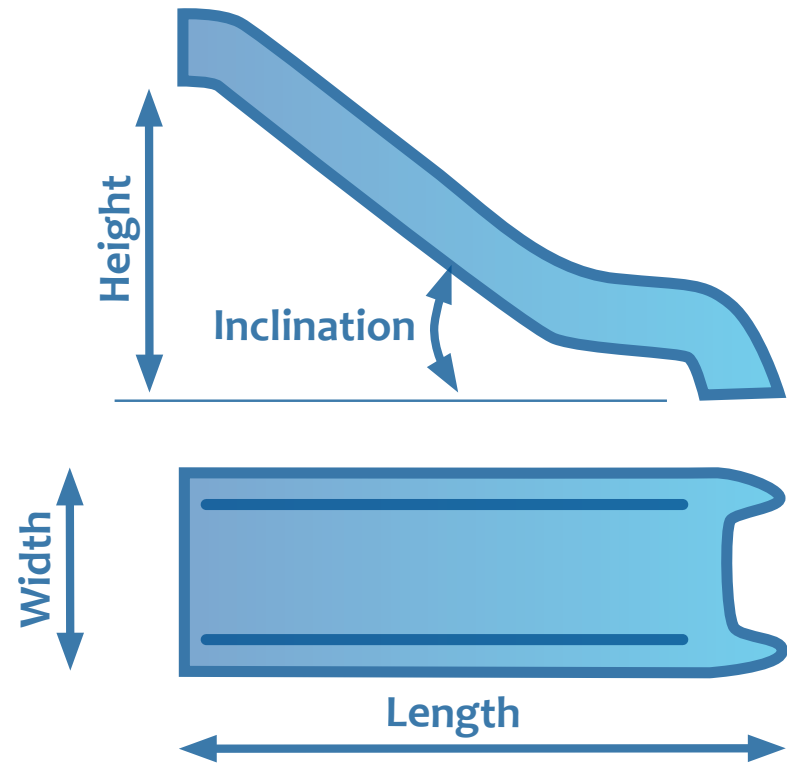
GREEN  
30% RECYCLED  
RAL 6026

GREY  
100% RECYCLED  
RAL 7012

BLACK  
100% RECYCLED  
RAL 9011

ORANGE  
100% RECYCLED  
RAL 2010

Safety clearance distances according to the requirements of the EN1176 standard



	Height	Length	Width	Inclination	Ra	B
T60	600	1.115	657	39°	1.500	1.500
T90	900	1.660	657	39°	1.500	1.500
T100	1.000	1.784	657	39°	1.500	1.500
T120	1.200	2.030	657	39°	1.500	2.000
T130	1.300	2.154	657	39°	1.500	2.000
T140	1.400	2.279	657	39°	1.500	2.000
T150	1.500	2.243	657	39°	1.500	2.000
T170	1.700	2.648	657	39°	1.630	2.000

Dimensions in mm.



# SERIE T



8 DIFFERENT MODELS



T60



T90



T100



T120



T130



T140



T150

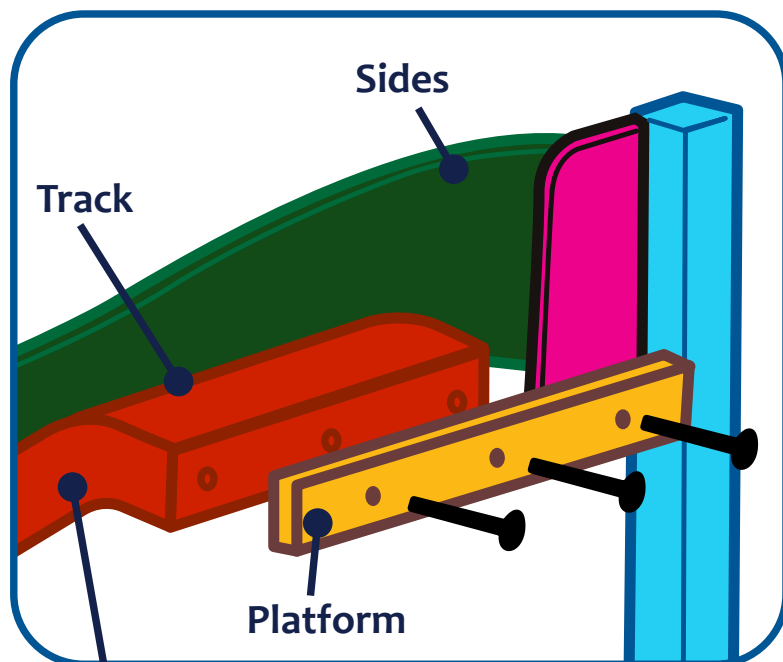


T170



# TRACK SERIES H

## Installation

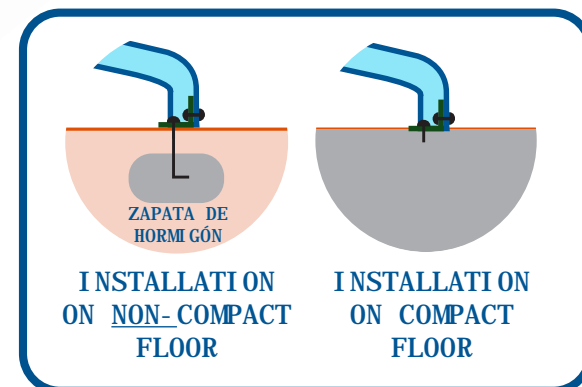




Lateral flange at 90° to the track for bolted installation to panels.

Basic slide track for attaching to protective side panels. Get multiple models just by changing the design of their sides.

It does not have a home section, since the platform itself can perform this function. Rounded edges, no sharp edges. Designed according to the requirements of the EN1176 standard. Made of GRP.

(Brackets and hardware NOT included)



## AVAILABLE COLORS:

GRAY  
RAL7040

LIGHT  
GREEN  
RAL 6018

DARK  
GREEN  
RAL 6029

RED  
RAL 3020

BLUE  
RAL 5015

YELLOW  
RAL 1018

PURPLE  
RAL 4005

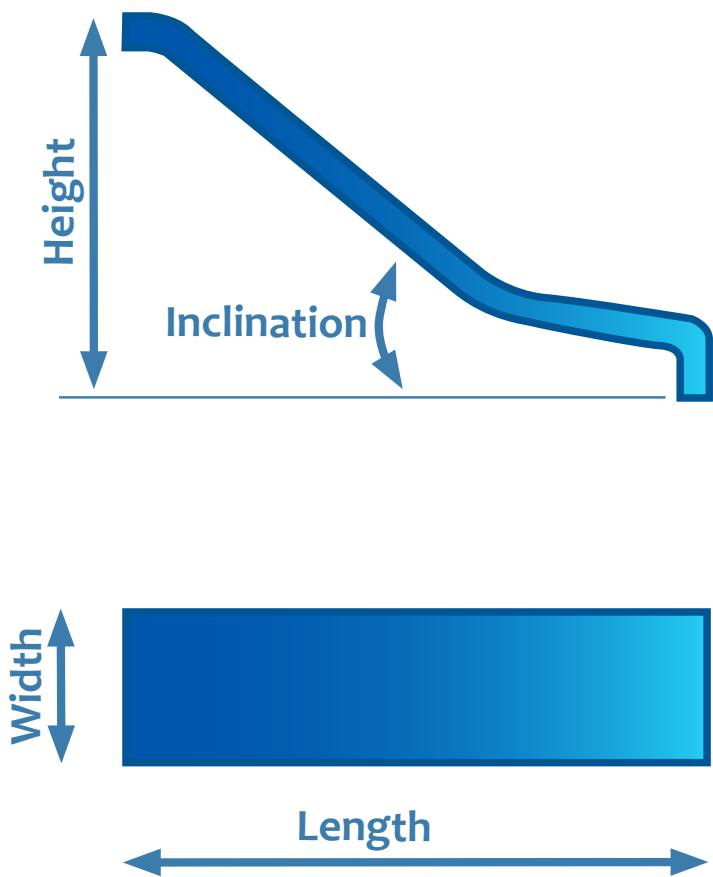
ORANGE  
RAL 2009

COMPOSITE

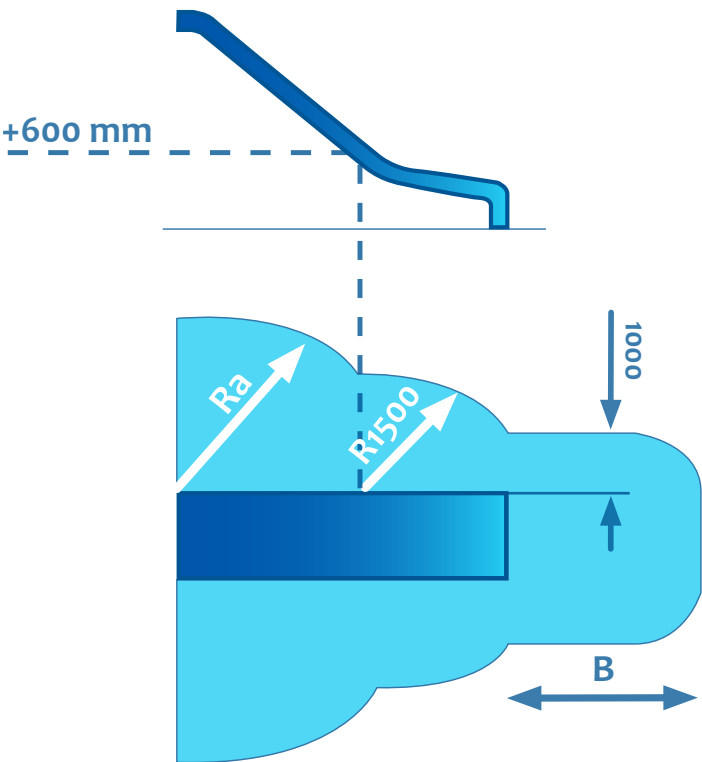
Molder Disnova Composites  
[www.molderdisnova.com](http://www.molderdisnova.com)



# TRACK SERIES H



Safety clearance distances according to the requirements of the EN1176 standard



	Height	Length	Width	Inclination	Ra	B
H90	900	1.465	400	39°	1.500	2.000
H100	1.000	1.465	400	39°	1.500	2.000

Dimensions in mm.


COMPOSITE






# TRACK SERIES H

2 DIFFERENT MODELS



Series H 90




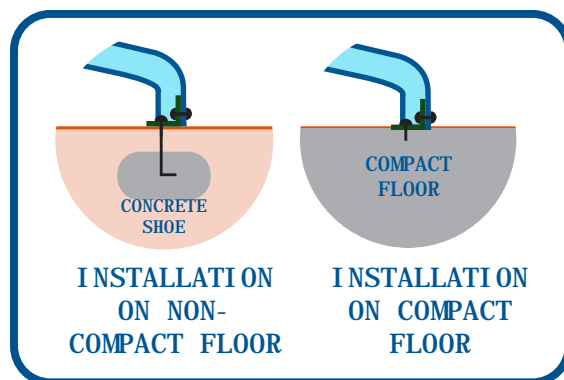
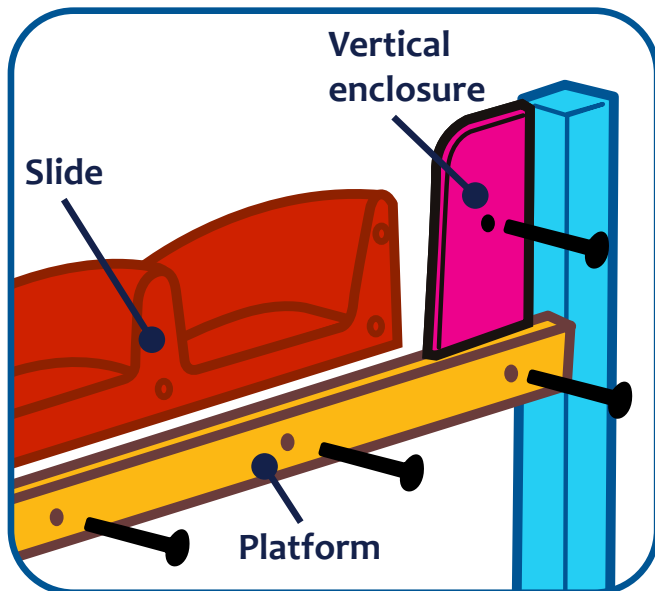
Series H 100





# DOUBLE TRACK

## Installation



Double slide track slide. It does not have a initial section, since the platform itself can perform this function. Manufactured in one piece. Rounded edges, no sharp edges.

Designed according to the requirements of the EN1176 standard. Made of GRP. (Brackets and hardware NOT included)

## AVAILABLE COLORS:

GRAY  
RAL7040

LIGHT  
GREEN  
RAL 6018

DARK  
GREEN  
RAL 6029

RED  
RAL 3020

BLUE  
RAL 5015

YELLOW  
RAL 1018

PURPLE  
RAL 4005

ORANGE  
RAL 2009

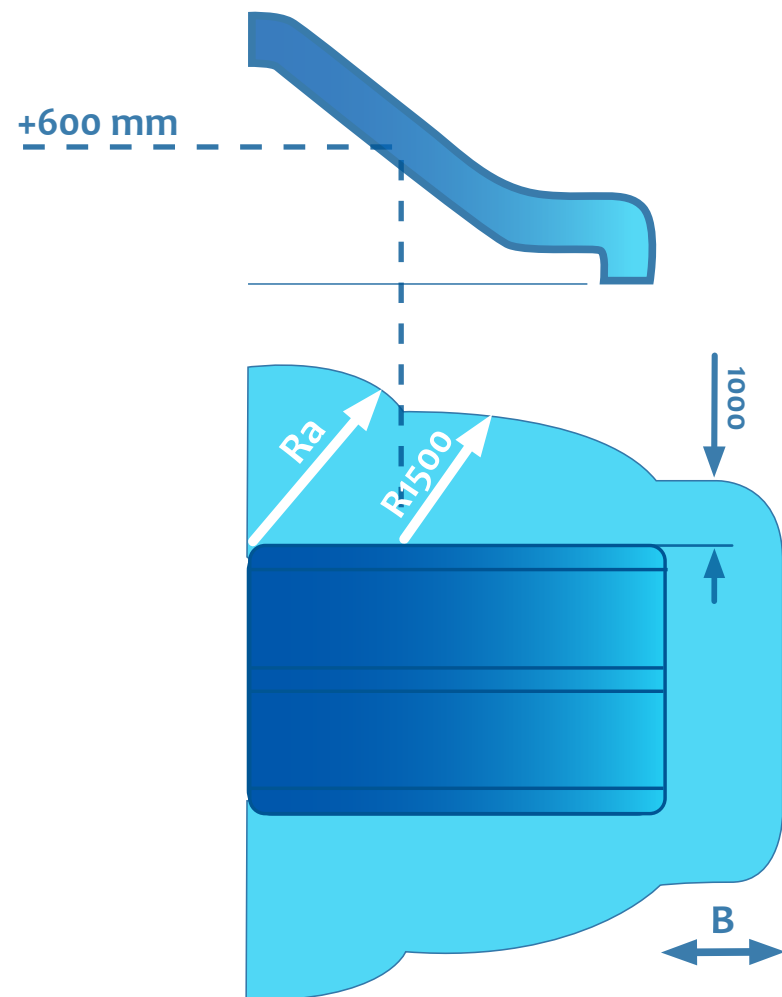
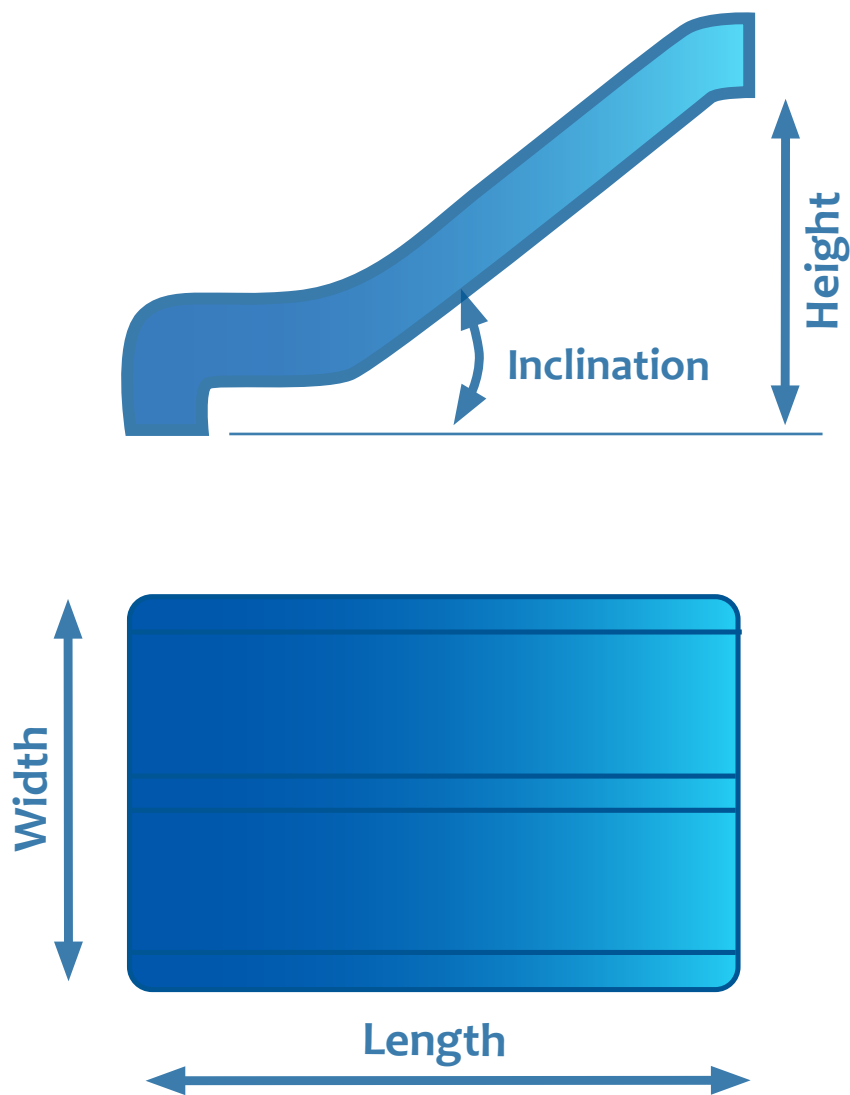


**Molder Disnova Composites**  
[www.molderdisnova.com](http://www.molderdisnova.com)

**COMPOSITE**

# DOUBLE TRACK

Safety distances according to the requirements of the EN1176 standard



	Height	Length	Width	Inclination	Ra	B
DP80	800	1.625	1.100	36°	1.500	1.000
DP90	900	1.625	1.100	36°	1.500	1.000

Dimensions in mm.




**Molder Disnova Composites**  
[www.molderdisnova.com](http://www.molderdisnova.com)

**COMPOSITE**

# DOUBLE TRACK

2 DIFFERENT MODELS



DP 80


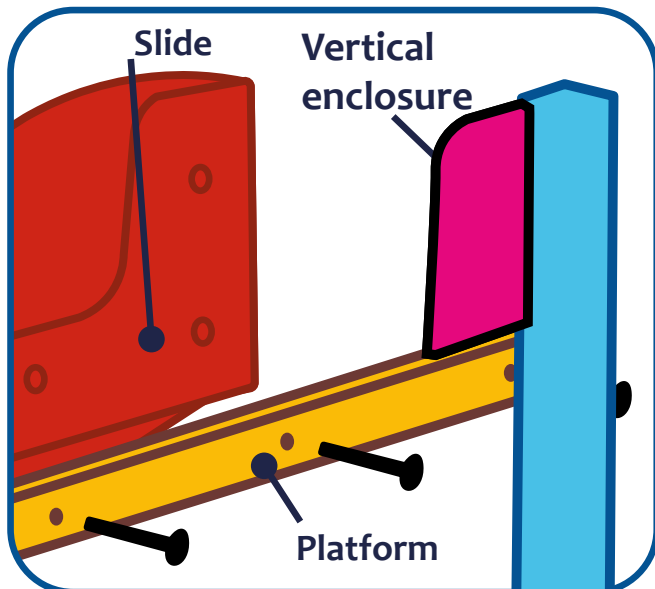


DP 90



# WIDE 150 SLIDE

## Installation



Wide track slide. It does not have an initial section, since the platform itself can perform this function. Rounded edges, no sharp edges.

Designed according to the requirements of the EN1176 standard. Made of GRP. (Brackets and hardware NOT included)

## AVAILABLE COLORS:

(Color combination is also possible)

GRAY  
RAL7040

LIGHT  
GREEN  
RAL 6018

DARK  
GREEN  
RAL 6029

RED  
RAL 3020

BLUE  
RAL 5015

YELLOW  
RAL 1018

PURPLE  
RAL 4005

ORANGE  
RAL 2009



**Molder Disnova Composites**  
[www.molderdisnova.com](http://www.molderdisnova.com)

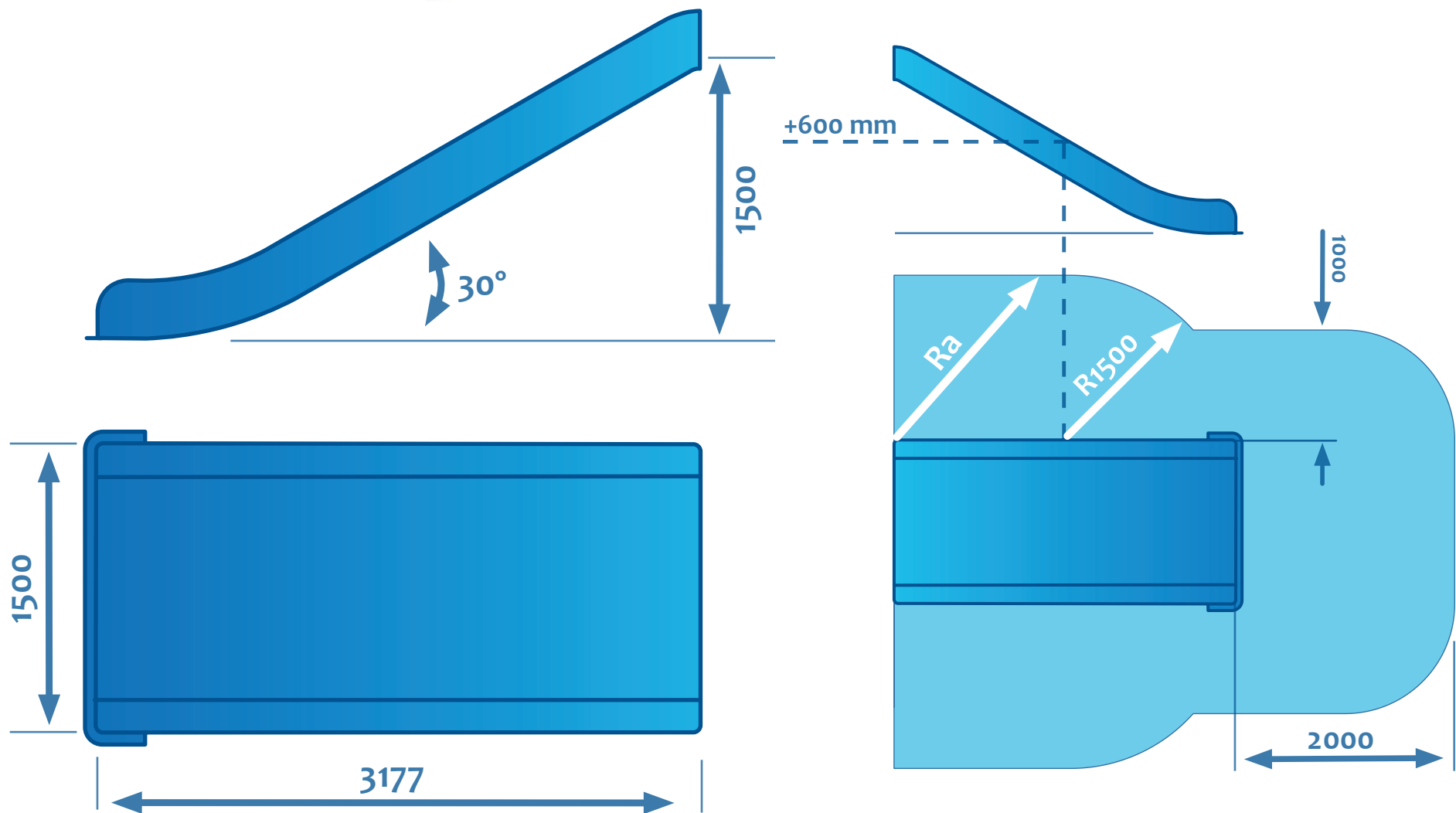
**COMPOSITE**

# WIDE 150 SLIDE

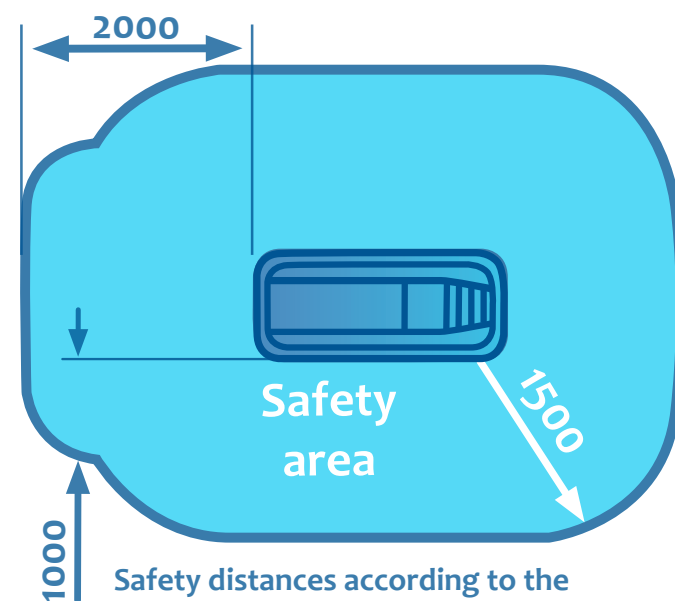
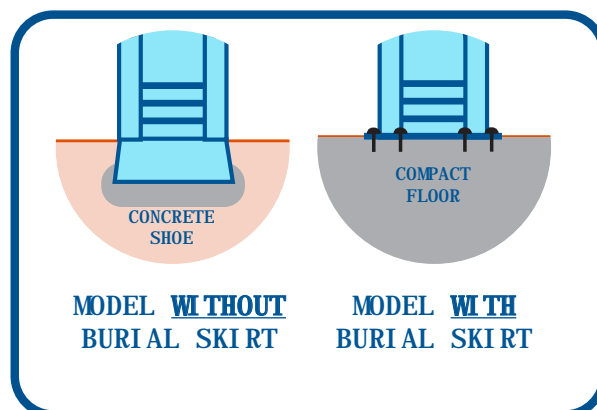

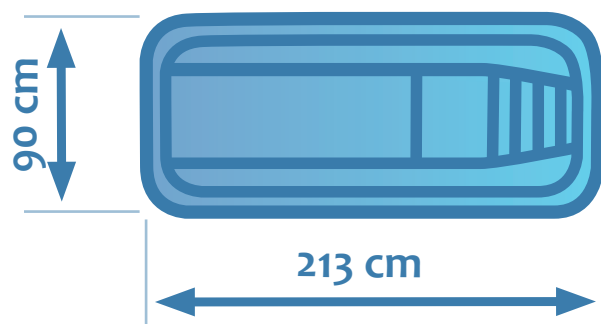



**Dimensions in mm.**

## Safety clearance distances according to the requirements of the EN1176



# BOBY



Safety distances according to the requirements of the EN1176 standard.

## AVAILABLE COLORS:

GRAY  
RAL7040

LIGHT  
GREEN  
RAL 6018

DARK  
GREEN  
RAL 6029

RED  
RAL 3020

BLUE  
RAL 5015

YELLOW  
RAL 1018

PURPLE  
RAL 4005

ORANGE  
RAL 2009

Molder **Disnova** Composites  
[www.molderdisnova.com](http://www.molderdisnova.com)

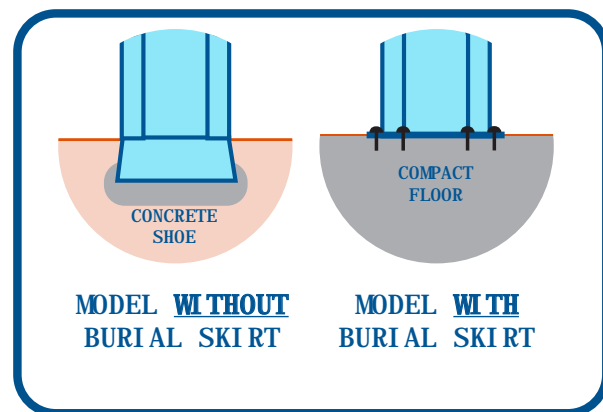

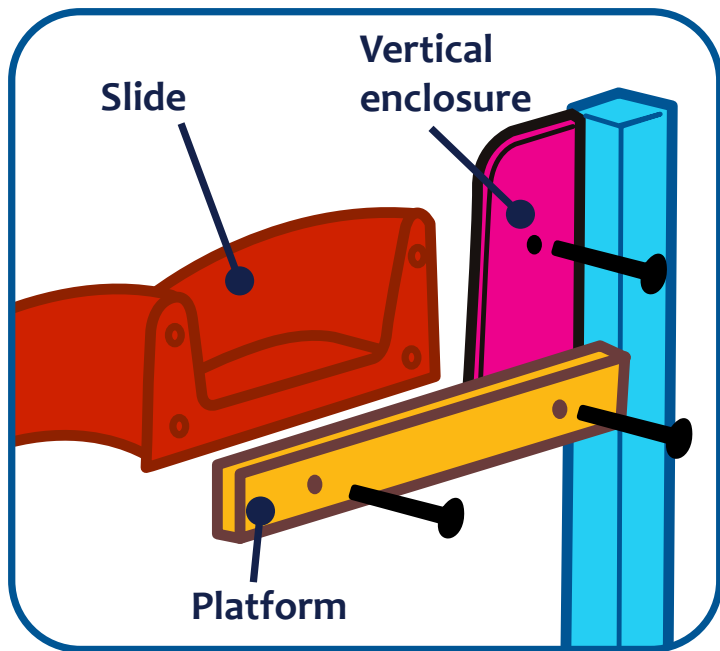
COMPOSITE





# PARIS SERIE

## Installation



Straight slide from the Paris series. Classic design and quality materials for a durable and reliable product.

It does not have a starting section, designed for direct anchoring to the platform. Rounded edges.

Designed according to the requirements of the EN1176 standard. Made of GRP, using RTM technology (Screws NOT included).

## AVAILABLE COLORS:

GRAY  
RAL7040

LIGHT  
GREEN  
RAL 6018

DARK  
GREEN  
RAL 6029

RED  
RAL 3020

BLUE  
RAL 5015

YELLOW  
RAL 1018

PURPLE  
RAL 4005

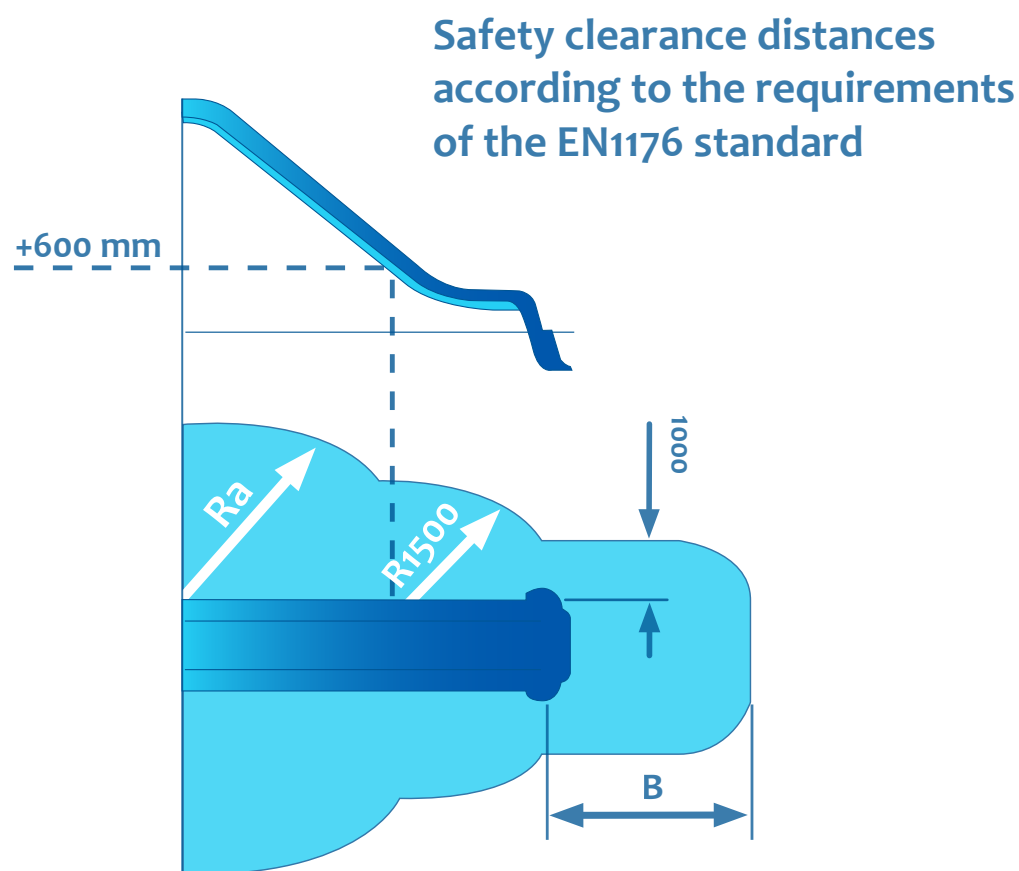
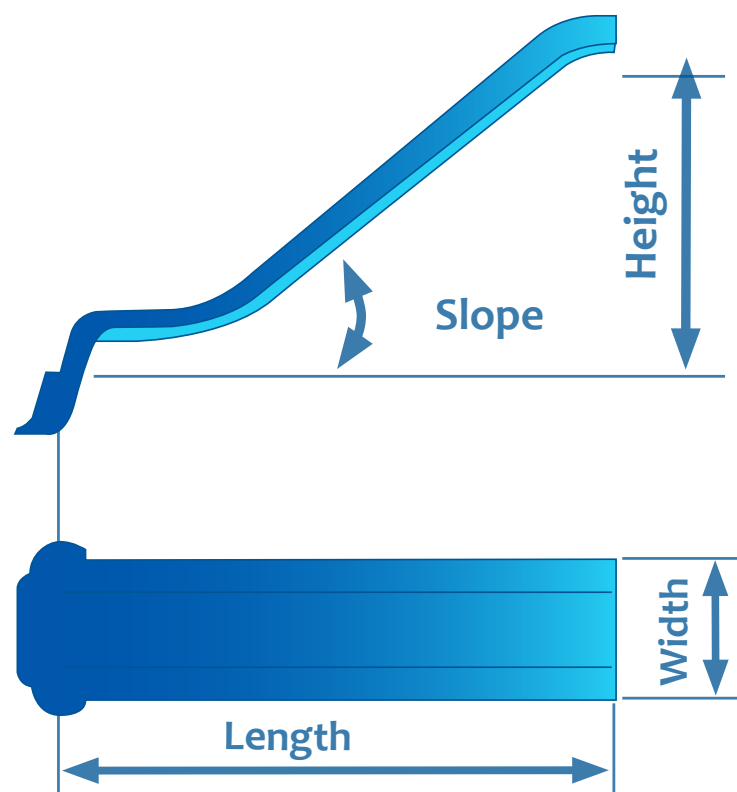
ORANGE  
RAL 2009



**Molder Disnova Composites**  
[www.molderdisnova.com](http://www.molderdisnova.com)

**COMPOSITE**

# PARIS SERIE



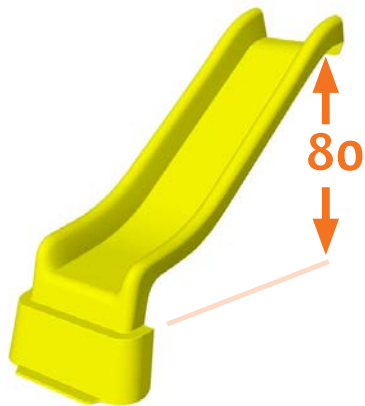
	Height	Length	Width	Slope	Ra	B
París 80	800	1.754	560	31°	1.500	1.000
París 110	1.100	2.349	560	31°	1.500	1.000
París 130	1.300	2.242	560	38°	1.500	1.000
París 150	1.500	2.480	560	38°	1.500	1.000
París 190	1.900	3.101	560	38°	1.770	2.000

Dimensions in mm.

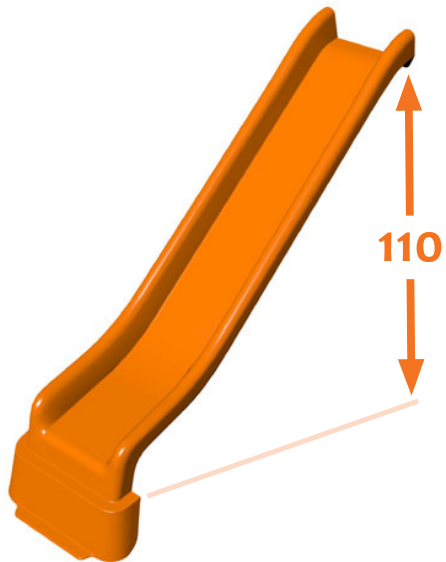




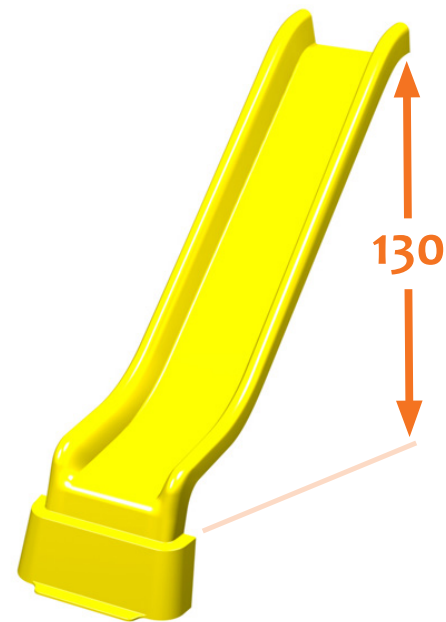
# SERIE PARÍS



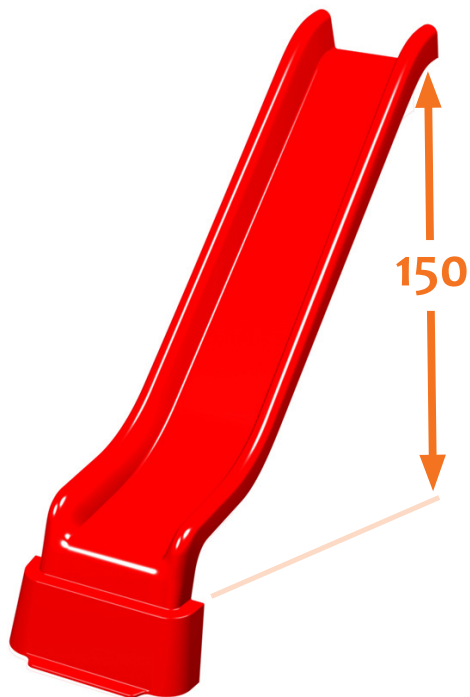
París 80




París 110



París 130



París 150



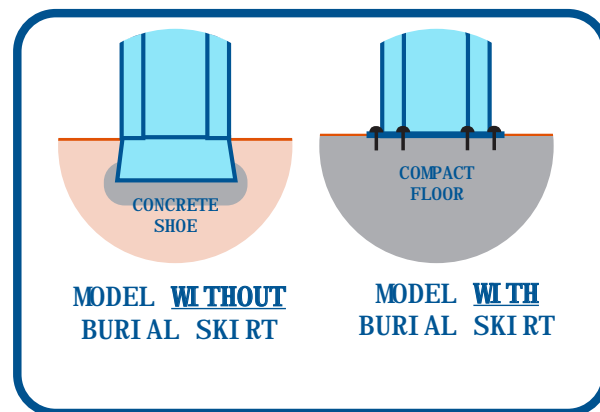

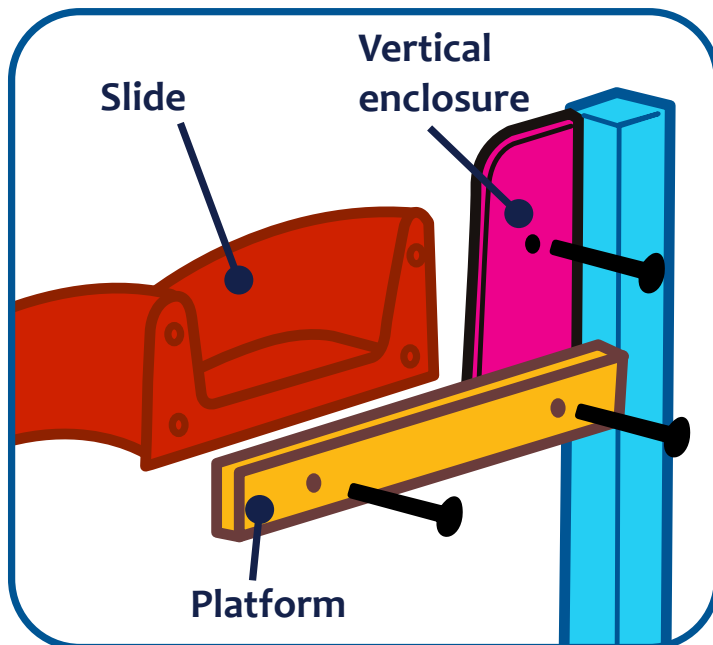
París 190

5 DIFFERENT  
MODELS



# CURVED PARIS 130

## Instalación



Paris slide with a 90° bend.

It does not have a starting section, designed for direct anchoring to the platform. Rounded edges.

Designed according to the requirements of the EN1176 standard. Made of GRP. (Screws NOT included).



## AVAILABLE COLORS:

GRAY  
RAL7040

LIGHT  
GREEN  
RAL 6018

DARK  
GREEN  
RAL 6029

RED  
RAL 3020

BLUE  
RAL 5015

YELLOW  
RAL 1018

PURPLE  
RAL 4005

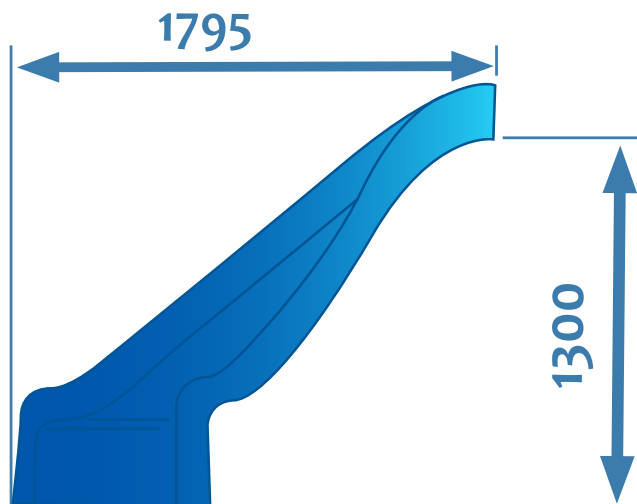
ORANGE  
RAL 2009




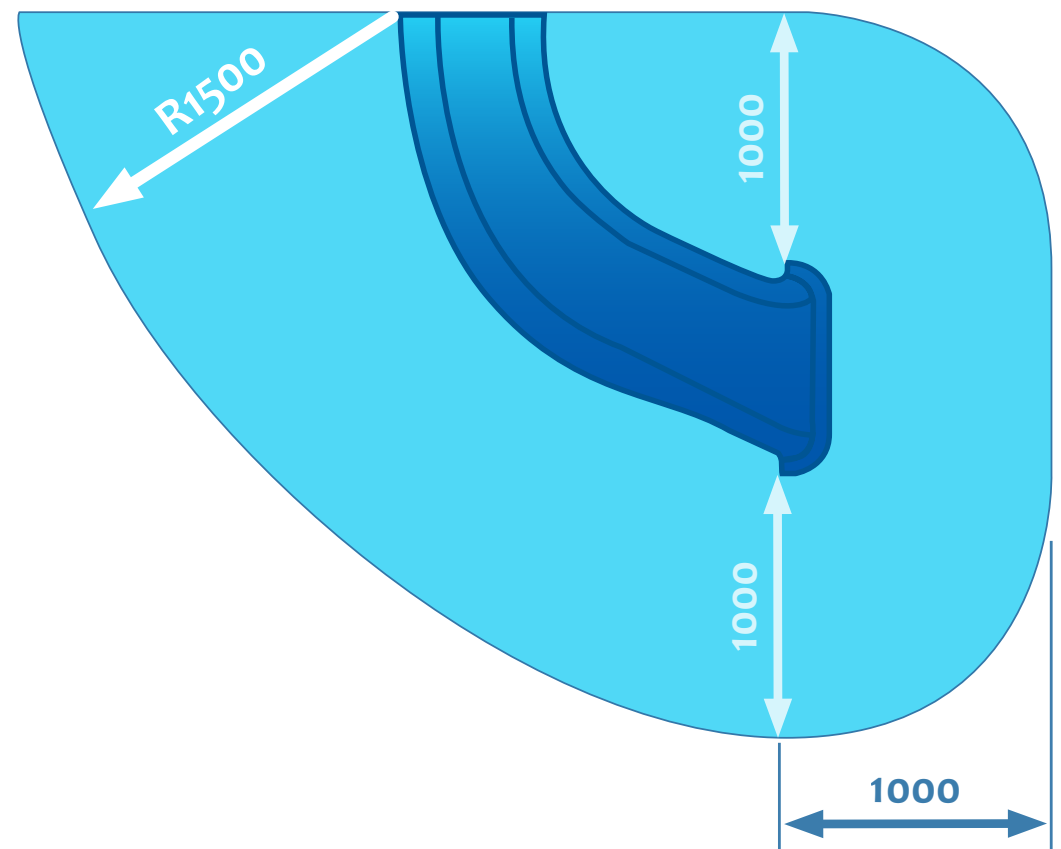
**Molder Disnova Composites**  
[www.molderdisnova.com](http://www.molderdisnova.com)

**COMPOSITE**

# CURVED PARIS 130



Safety distances according to the requirements of the EN1176 standard



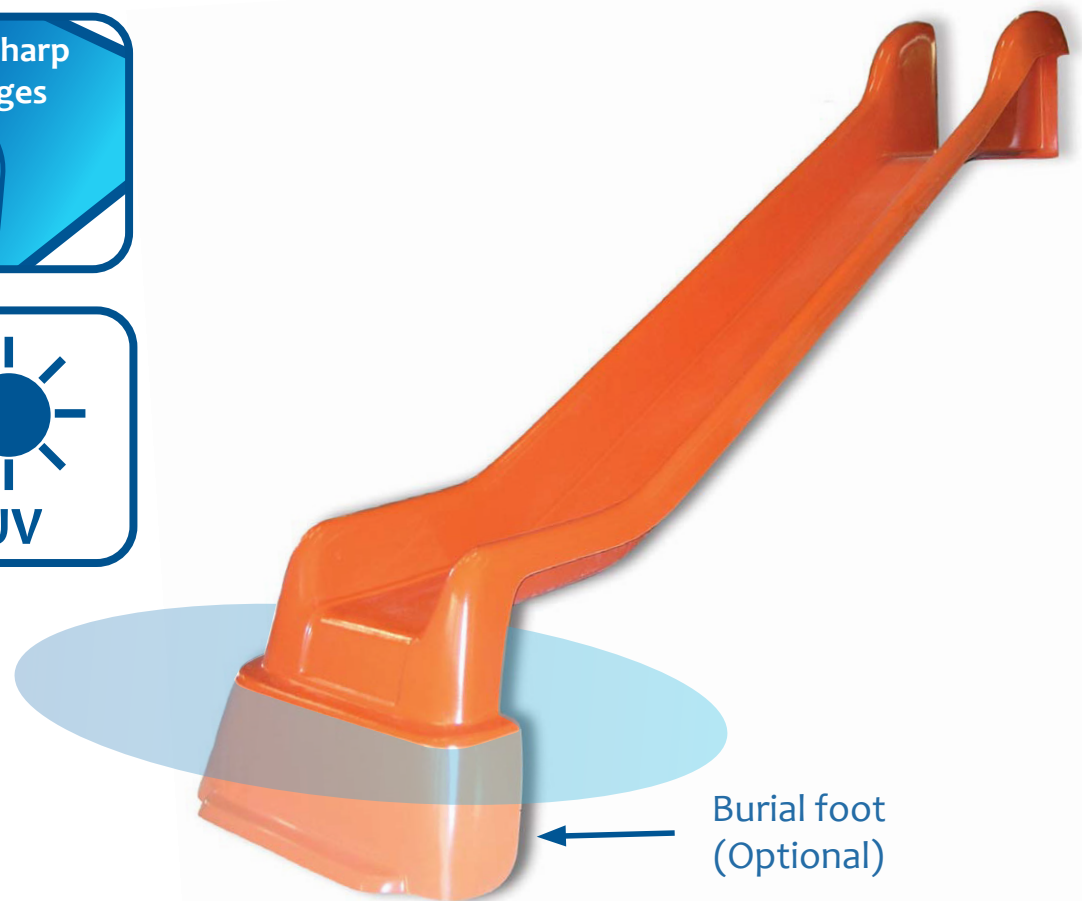
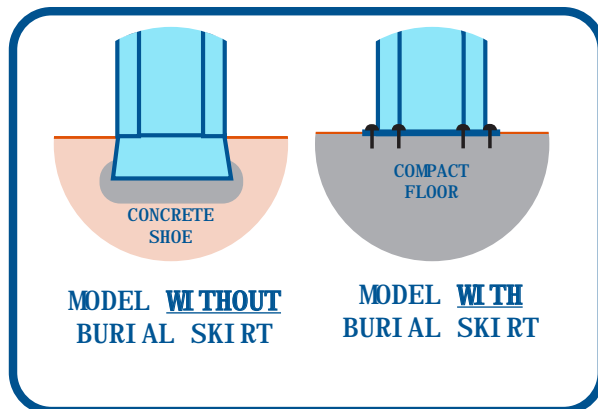

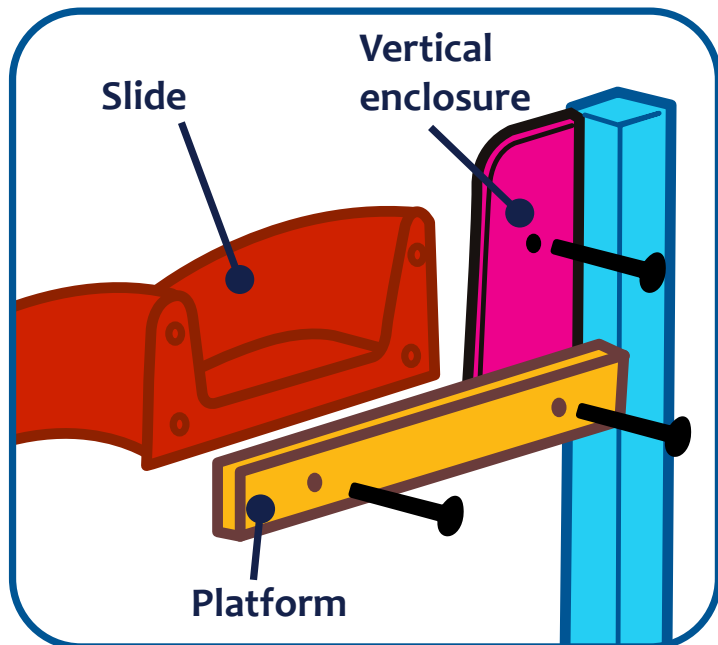
Dimensions in mm.

COMPOSITE



# BRUSELAS SERIES

## Installation



High side height, offering greater safety in the start section of the slide. Rounded edges. Made in one piece using RTM technology

Designed according to the requirements of the EN1176 standard. Made of GRP. (Screws NOT included).

## AVAILABLE COLORS:

GRAY  
RAL7040

LIGHT  
GREEN  
RAL 6018

DARK  
GREEN  
RAL 6029

RED  
RAL 3020

BLUE  
RAL 5015

YELLOW  
RAL 1018

PURPLE  
RAL 4005

ORANGE  
RAL 2009

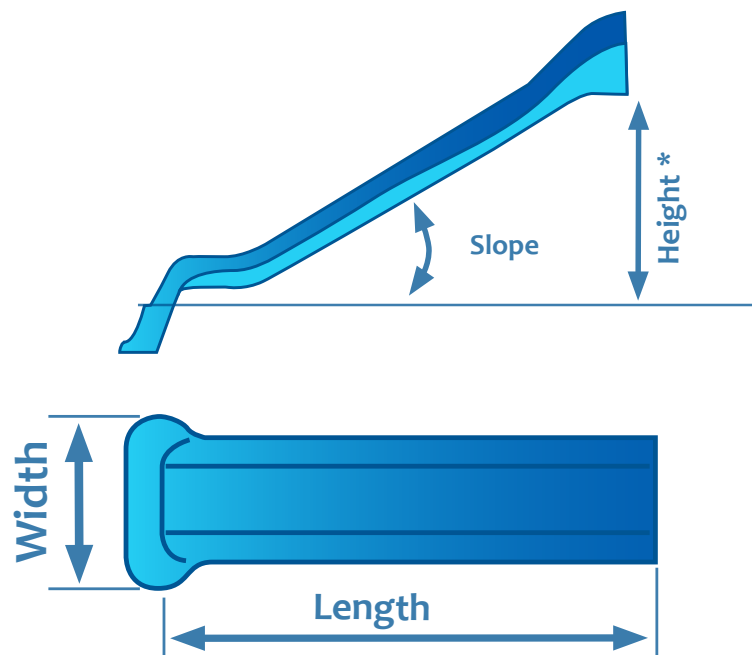


Molder Disnova Composites  
[www.molderdisnova.com](http://www.molderdisnova.com)

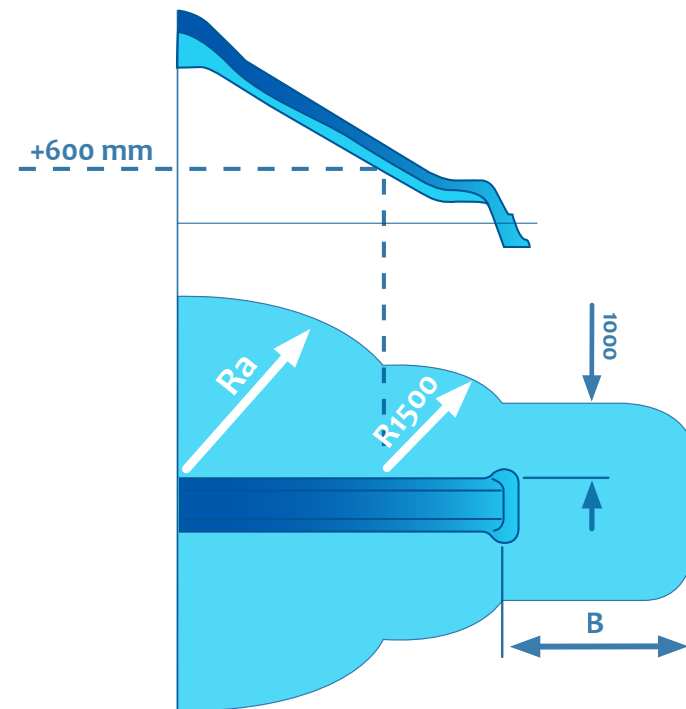
COMPOSITE

# BRUSELAS SERIE

Safety clearance distances according to the requirements of the EN1176 standard



\* All models can be installed with their standard height or 10 cm below.



	Height	Length	Width	Slope	Ra	B
Bruselas 90	900	2.375	715	29°	1.500	1.000
Bruselas 110	1.100	2.720	695	30°	1.500	1.000
Bruselas 130	1.300	3.065	665	30°	1.500	1.000
Bruselas 150	1.500	3.410	695	30°	1.500	2.000
Bruselas 170	1.700	3.775	700	30°	1.630	2.000
Bruselas 190	1.900	4.105	680	30°	1.770	2.000

Dimensions in mm.



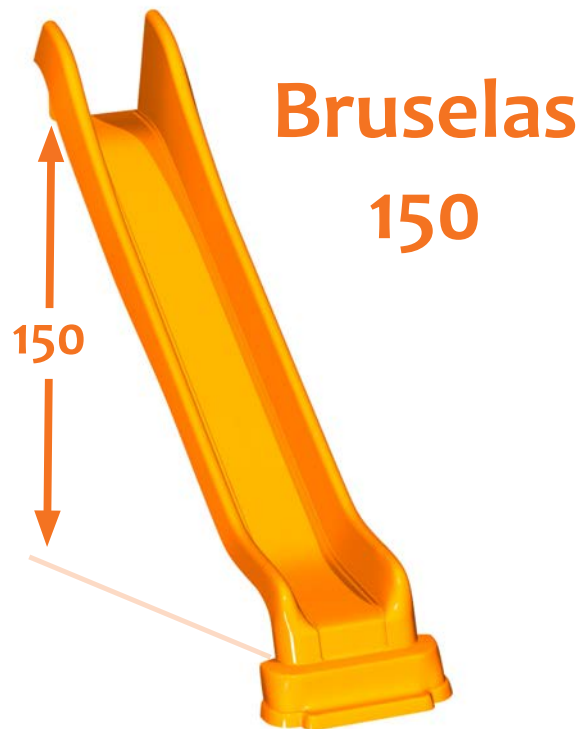

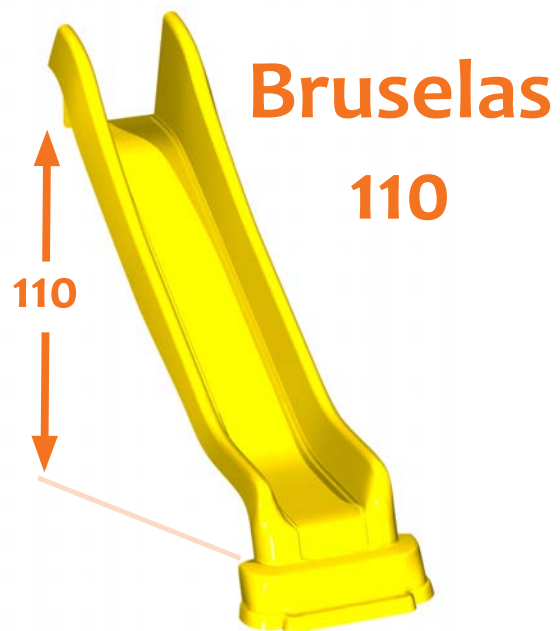



**Molder Disnova Composites**  
[www.molderdisnova.com](http://www.molderdisnova.com)

**COMPOSITE**

# BRUSELAS SERIE

## 6 DIFFERENT MODELS



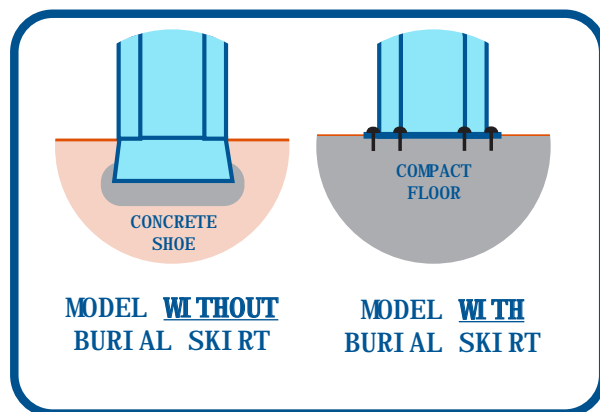
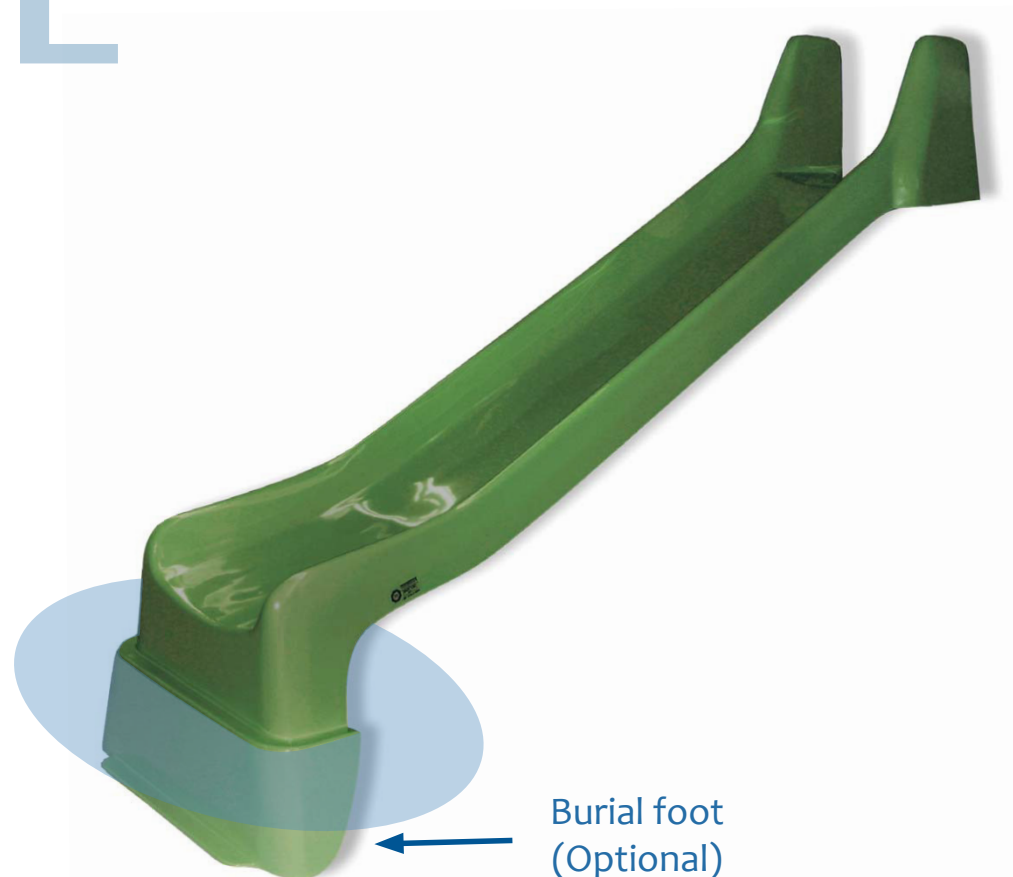

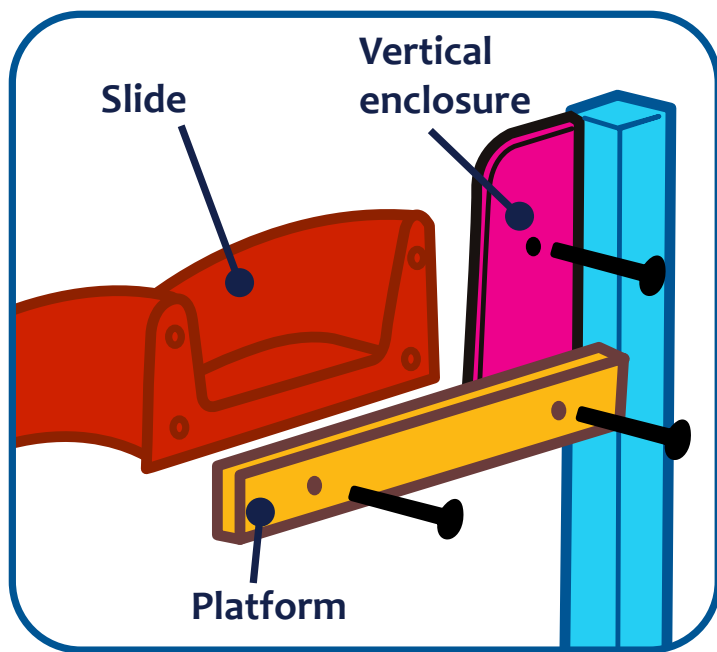
COMPOSITE





# PAPI SERIE

## Instalación



High side height, offering greater safety in the start section of the slide.

Rounded edges, no sharp edges.

Designed according to the requirements of the EN1176 standard.  
Made of GRP. (Screws NOT included).

## AVAILABLE COLORS:

GRAY  
RAL7040

LIGHT  
GREEN  
RAL 6018

DARK  
GREEN  
RAL 6029

RED  
RAL 3020

BLUE  
RAL 5015

YELLOW  
RAL 1018

PURPLE  
RAL 4005

ORANGE  
RAL 2009

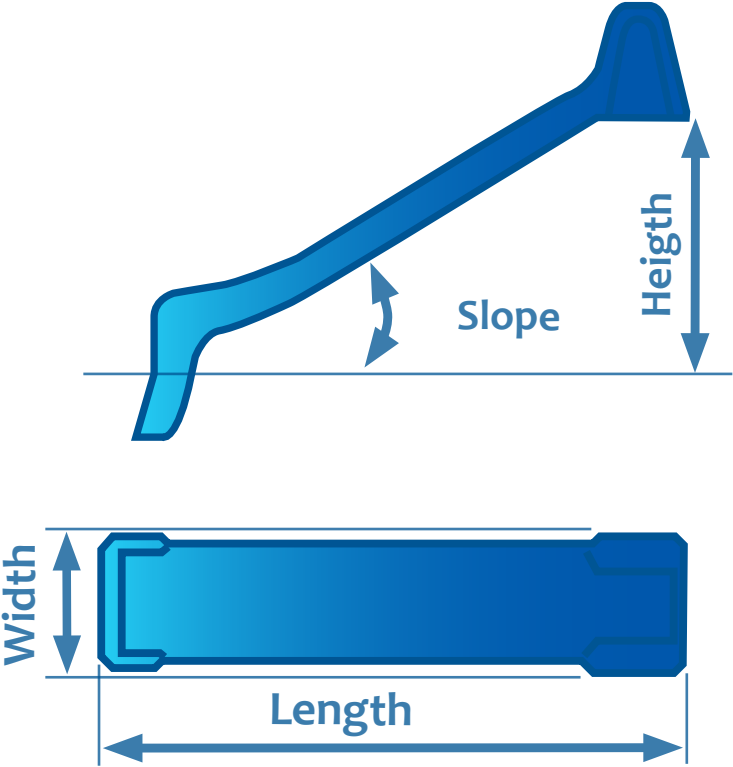


**Molder Disnova Composites**  
[www.molderdisnova.com](http://www.molderdisnova.com)

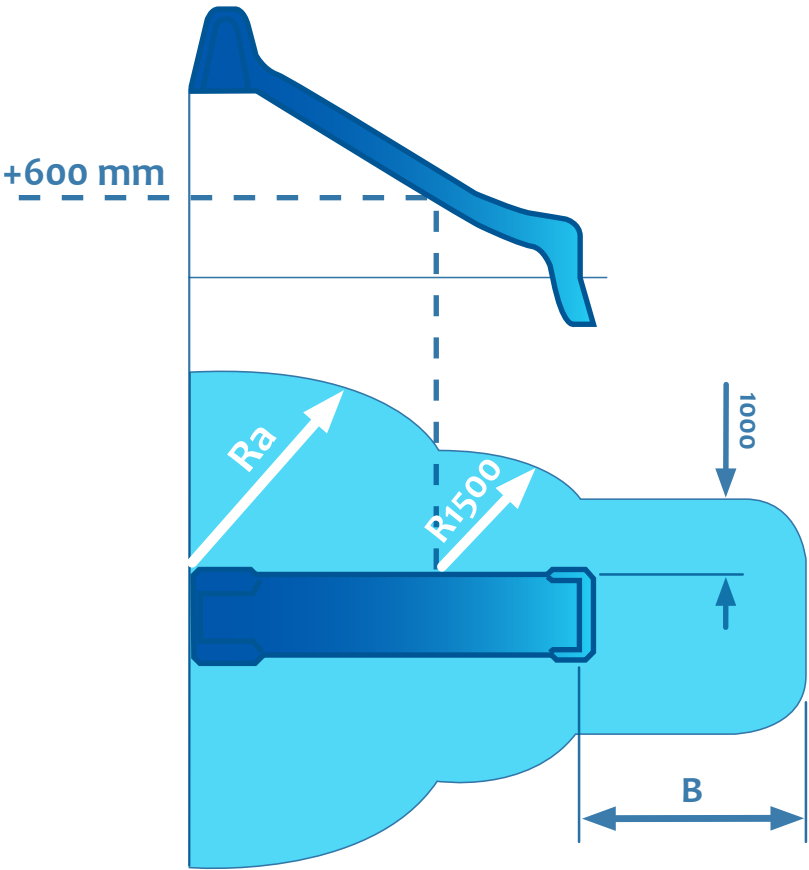
**COMPOSITE**

# SERIE PAPI

Safety clearance distances according to the requirements of the EN1176 standard



\* All models can be installed with their standard height or 10 cm below.



	Heigth	Length	Width	Slope	Ra	B
Papi 90	900	2.553	770	30°	1.500	1.000
Papi 130	1.300	2.740	750	30°	1.500	2.000
Papi 150	1.500	3.305	755	30°	1.500	2.000
Papi 190	1.900	4.060	750	29°	1.770	2.000

Dimensions in mm.




# PAPI SERIE


4 DIFFERENT  
MODELS




Papi 90



Papi 130



Papi 150

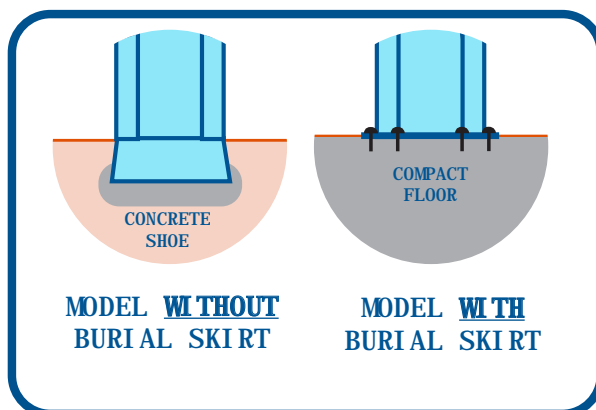
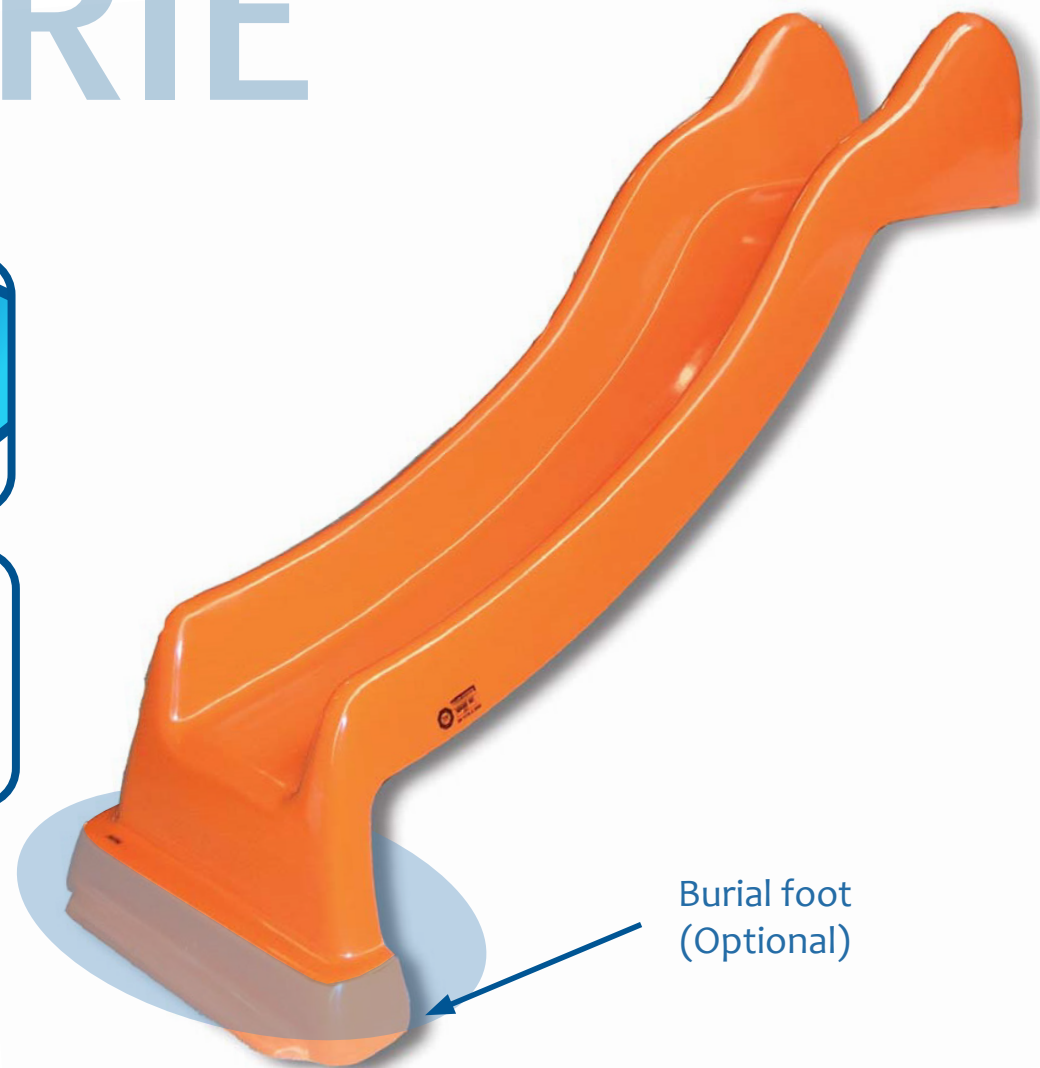

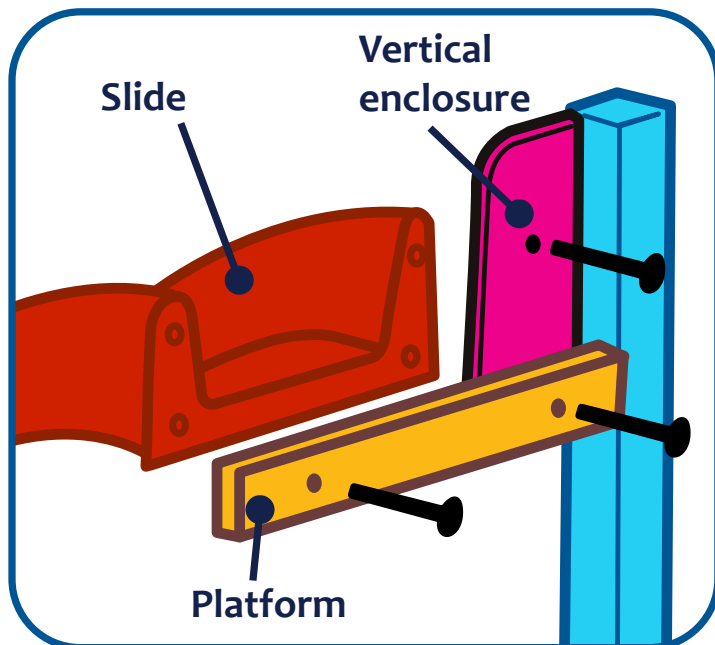


Papi 190



# MAMI SERIE

## Installation



High side height, offering greater safety in the start section of the slide.

Rounded edges, no sharp edges.

Designed according to the requirements of the EN1176 standard.  
Made of GRP. (Screws NOT included).

## AVAILABLE COLORS:

GRAY  
RAL7040

LIGHT  
GREEN  
RAL 6018

DARK  
GREEN  
RAL 6029

RED  
RAL 3020

BLUE  
RAL 5015

YELLOW  
RAL 1018

PURPLE  
RAL 4005

ORANGE  
RAL 2009

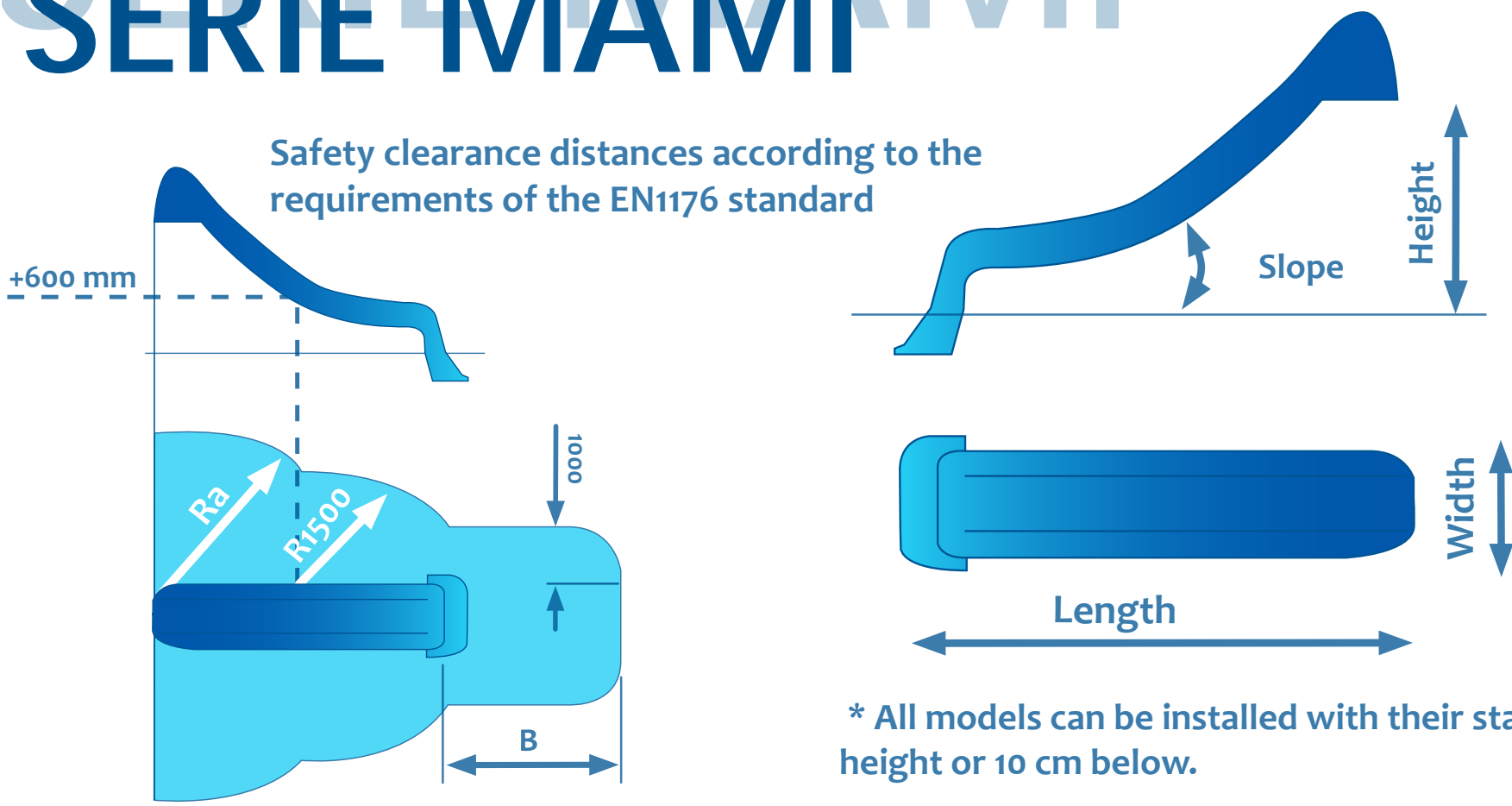


**Molder Disnova Composites**  
[www.molderdisnova.com](http://www.molderdisnova.com)

**COMPOSITE**



# SERIE MAMI



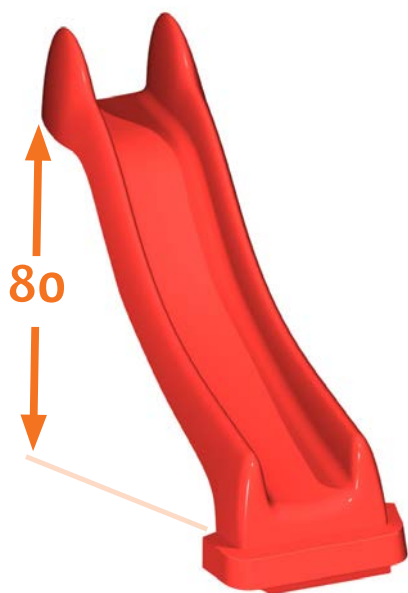
\* All models can be installed with their standard height or 10 cm below.

	Height	Length	Width	Slope	Ra	B
Mami 80	800	2.050	550	30°	1.500	1.000
Mami 110	1.100	2.305	555	40°	1.500	1.000
Mami 130	1.300	3.080	800	36°	1.500	1.000
Mami 150	1.500	3.995	800	35°	1.500	1.000
Mami 190	1.900	4.460	810	38°	1.770	1.000

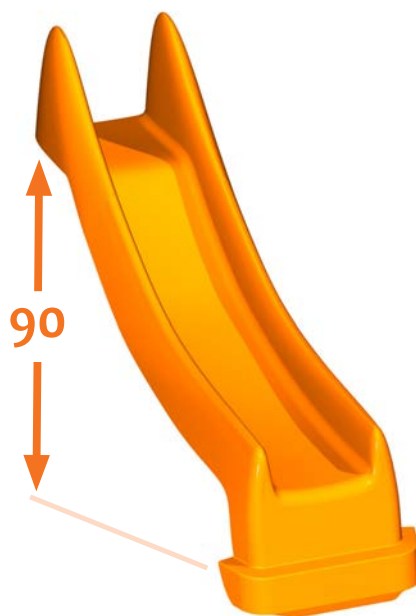
Dimensions in mm.




# MAMI SERIE



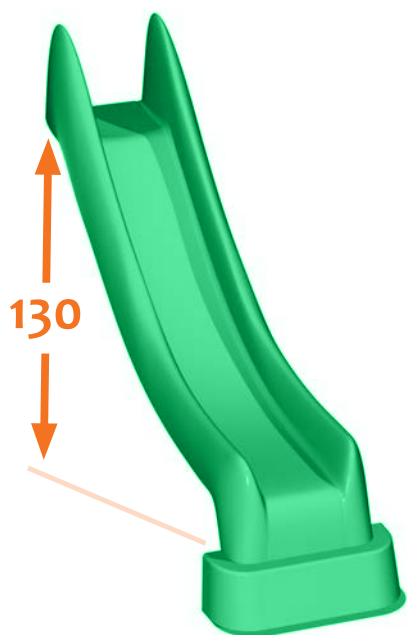
**Mami 80**




**Mami 90**



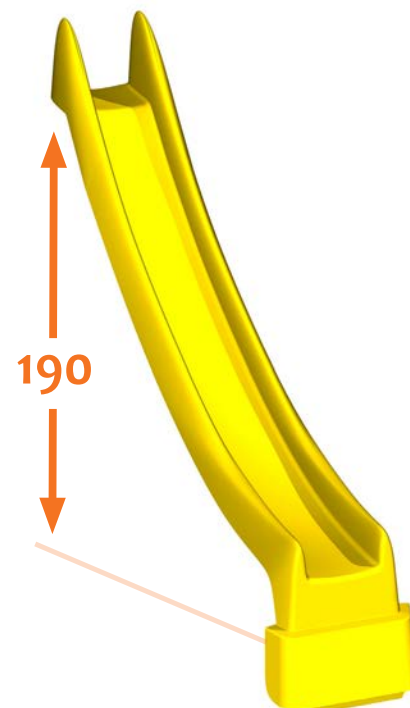
**Mami 110**



**Mami 130**



**Mami 150**

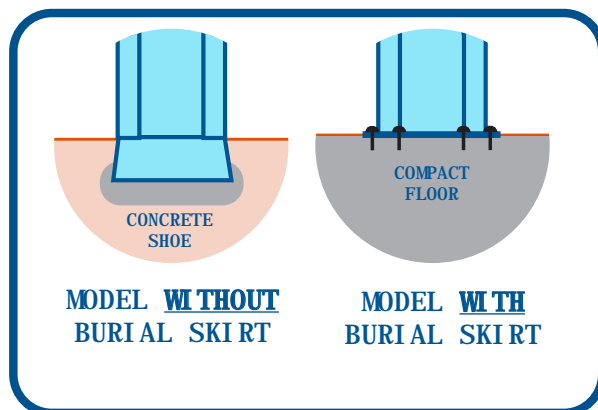

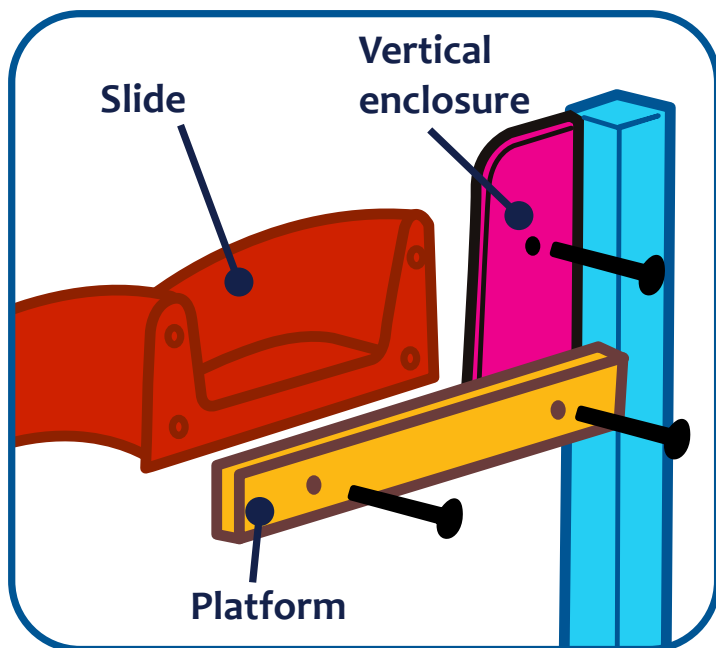


**Mami 190**



# SPIRAL HELIOS 200

## Installation

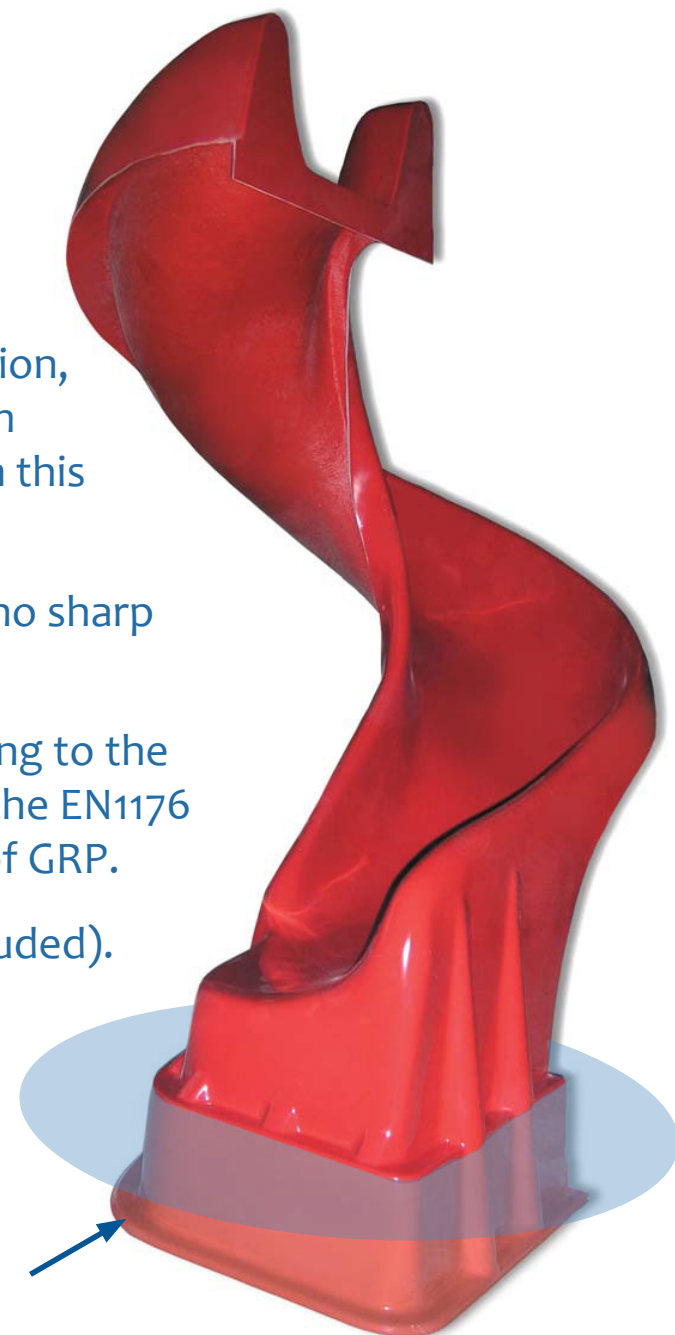


Spiral with 270° curve. It does not have a home section, since the platform itself can perform this function.

Rounded edges, no sharp edges.

Designed according to the requirements of the EN1176 standard. Made of GRP.

(Screws NOT included).



## AVAILABLE COLORS:

GRAY  
RAL7040

LIGHT  
GREEN  
RAL 6018

DARK  
GREEN  
RAL 6029

RED  
RAL 3020

BLUE  
RAL 5015

YELLOW  
RAL 1018

PURPLE  
RAL 4005

ORANGE  
RAL 2009

Molder Disnova Composites  
[www.molderdisnova.com](http://www.molderdisnova.com)

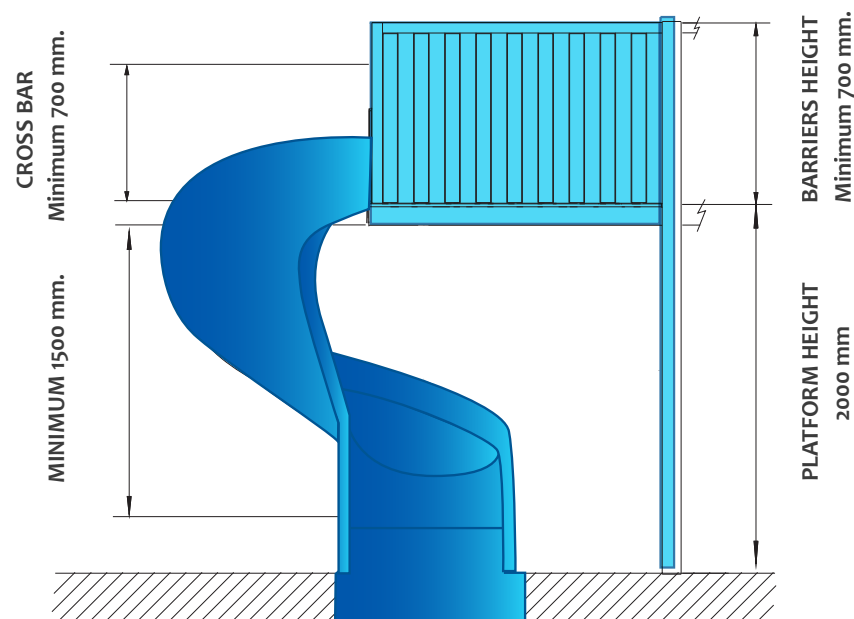
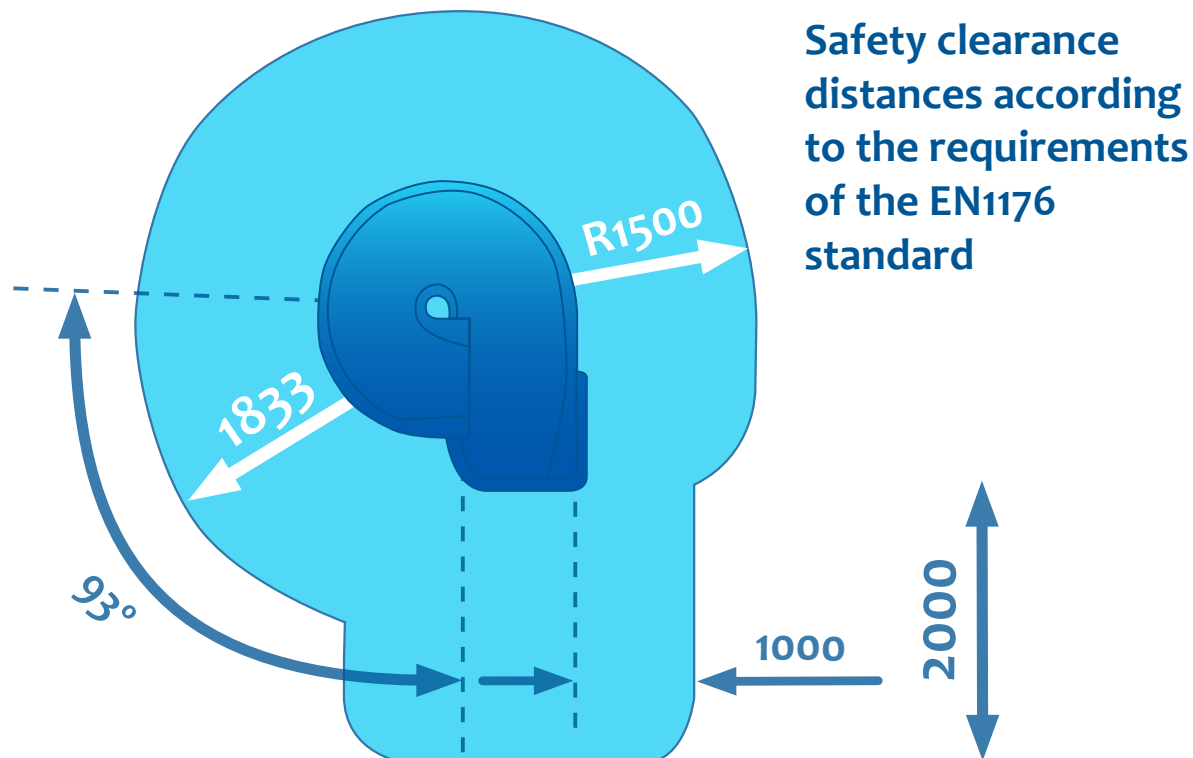


COMPOSITE





# SPIRAL HELIOS 2000

For platform installation



Dimensions in mm.



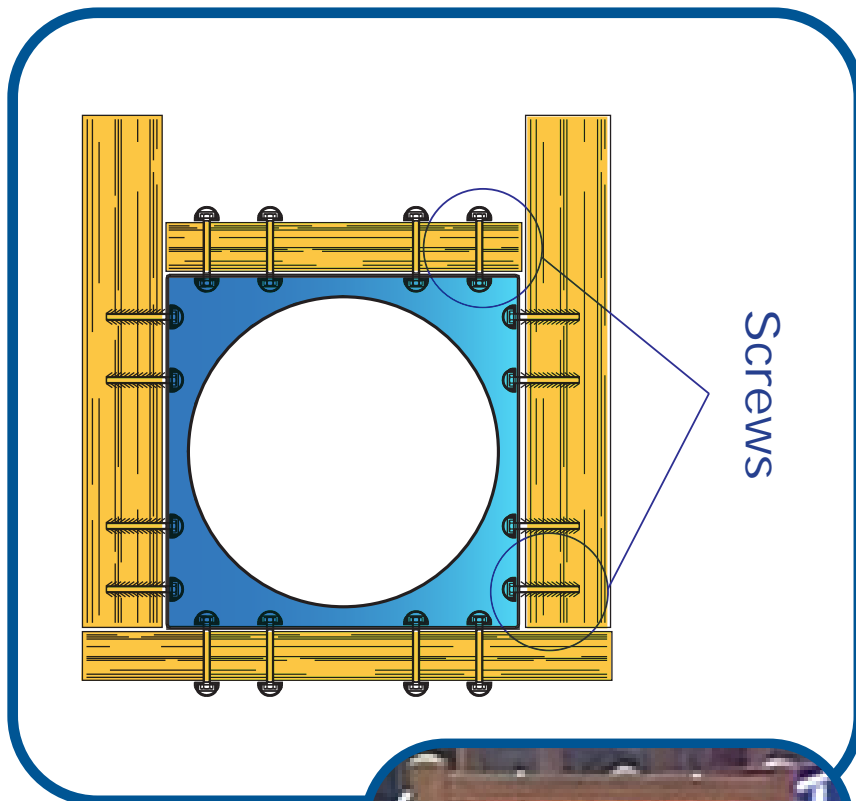
Molder Disnova Composites  
[www.molderdisnova.com](http://www.molderdisnova.com)

COMPOSITE


# TUBE SLIDES

## Standar models

### Installation

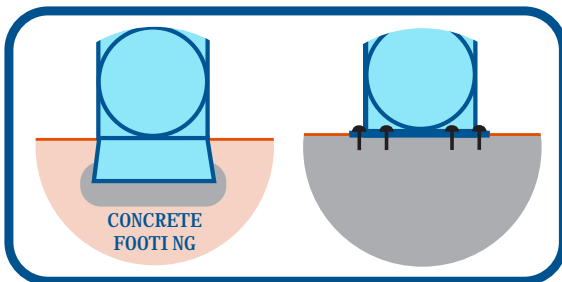


Ask us for  
custom  
models



Closed tube slides with a multitude of shapes and sizes. Optionally in fireproof material. Multiple combinations of colored and translucent pieces. Very high resistance.

Optionally with a frame for installation on the platform.



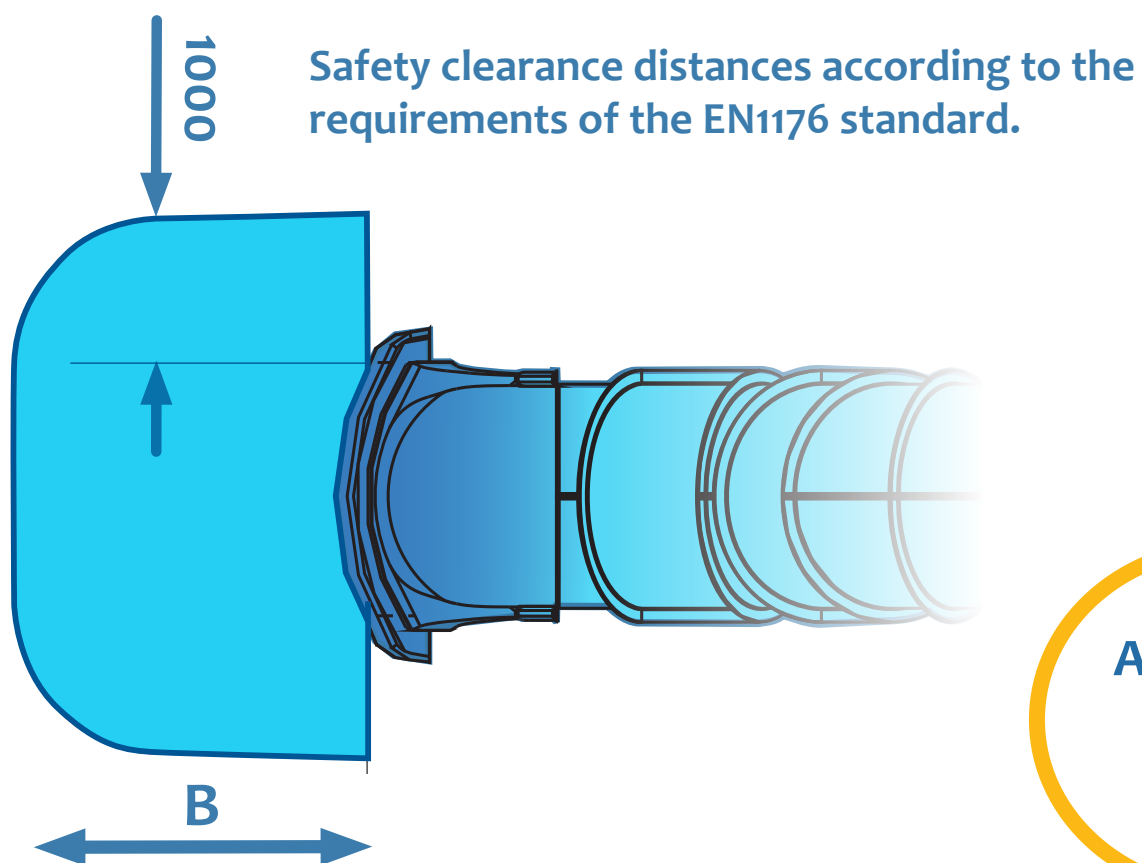
Made using RTM technology, the pieces have a glossy finish on their entire surface. Designed according to the requirements of the EN1176 standard. Made of GRP.

If you want us to develop a proposal with a special measure or characteristics of the route, please contact us.



# TUBE SLIDES

## Standar models



\* Safety distance (B) specific for each model



Safety plugs

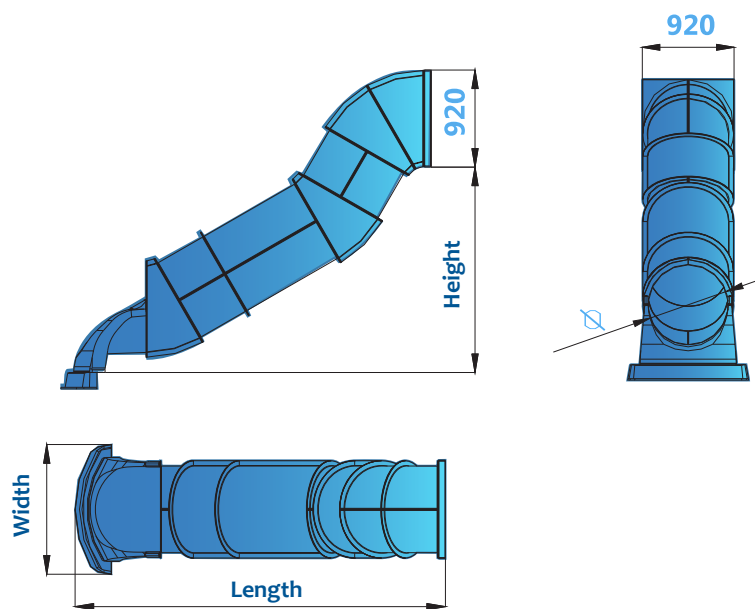


Spare parts





# STRAIGHT TUBES



	Height	Length	Width	Inner diameter	B
Straight tube 80	817	2.175	1.110	800	1.000
Straight tube 100	1.020	2.196	1.110	800	1.000
Straight tube 125	1.270	2.630	1.110	800	1.000
Straight tube 150	1.455	2.446	1.110	800	1.000
Straight tube 175	1.705	2.880	1.110	800	1.000
Straight tube 200	1.954	3.312	1.110	800	1.000

Dimensions in mm.

## AVAILABLE COLORS:

GRAY  
RAL7040

LIGHT  
GREEN  
RAL 6018

DARK  
GREEN  
RAL 6029

RED  
RAL 3020

BLUE  
RAL 5015

YELLOW  
RAL 1018

PURPLE  
RAL 4005

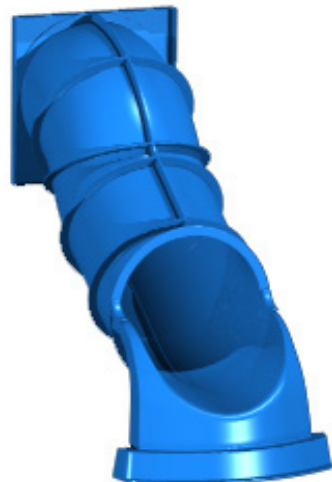
ORANGE  
RAL 2009

# STRAIGHT TUBES

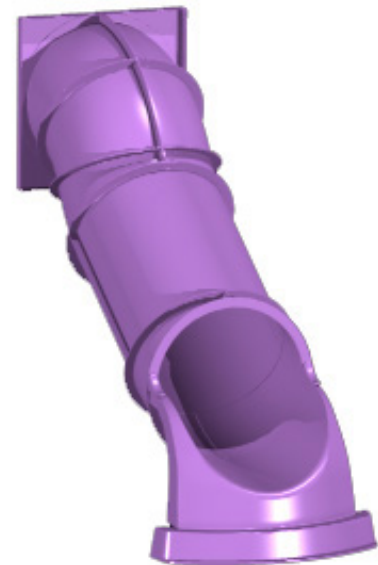
6 DIFFERENT MODELS



Straight tube 80




Straight tube 100




Straight tube 125



Straight tube 150



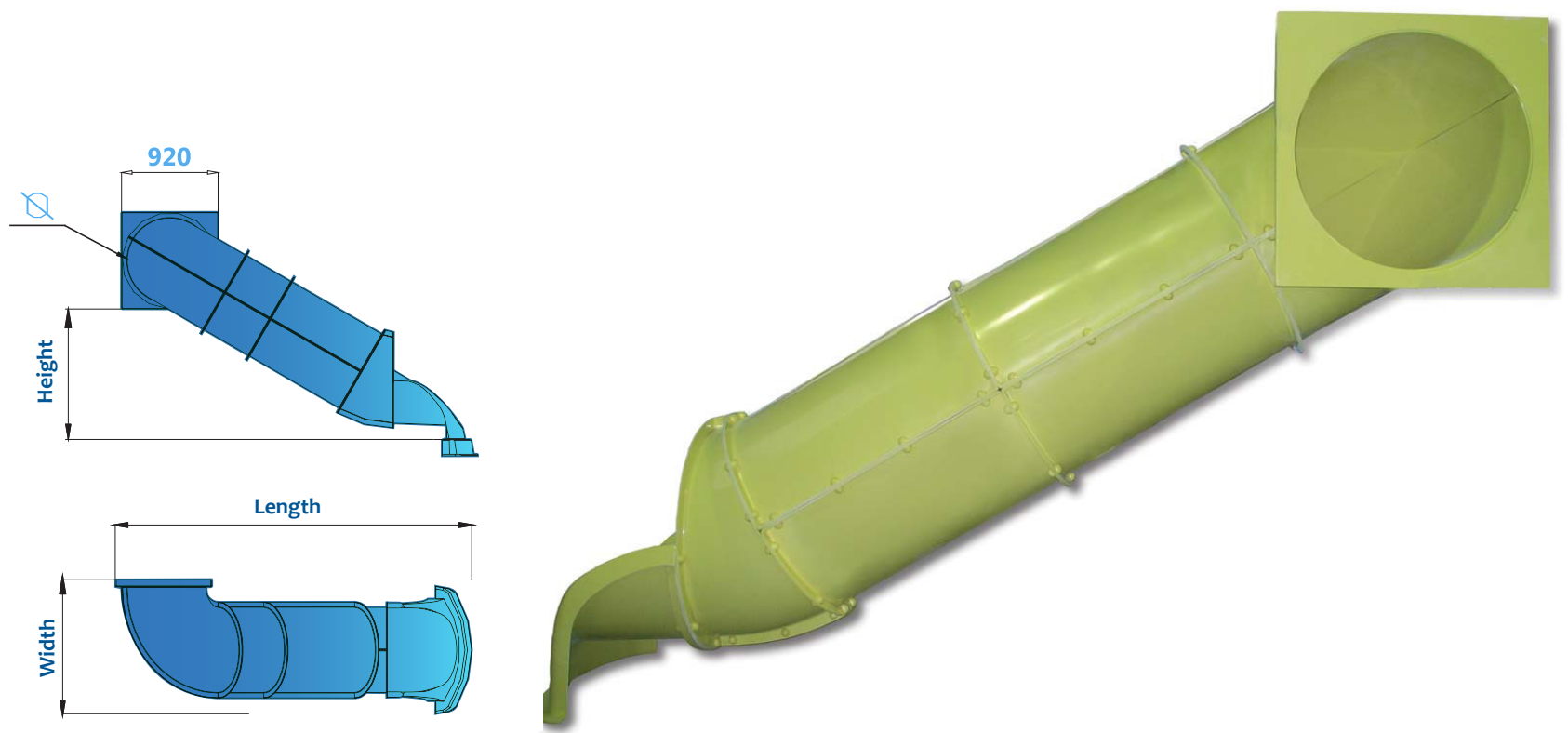
Straight tube 175



Straight tube 200



# ELBOW TUBES



	Height	Length	Width	Inner diameter	Security distance (B)
Elbow tube 80	785	2.412	1.300	800	1.000
Elbow tube 100	1.034	2.845	1.300	800	1.000
Elbow tube 125	1.280	3.278	1.300	800	1.000
Elbow tube 150	1.535	3.771	1.300	800	1.000
Elbow tube 175	1.780	4.144	1.300	800	1.000
Elbow tube 200	2.035	4.577	1.300	800	1.000

AVAILABLE COLORS:

Dimensions in mm.

GRAY  
RAL7040

LIGHT GREEN  
RAL 6018

DARK GREEN  
RAL 6029

RED  
RAL 3020

BLUE  
RAL 5015

YELLOW  
RAL 1018

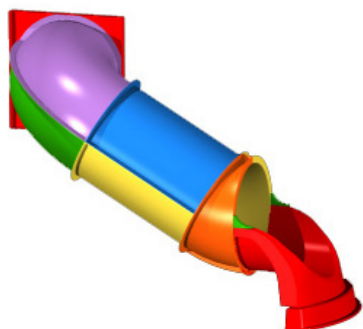
PURPLE  
RAL 4005

ORANGE  
RAL 2009




# ELBOW TUBES

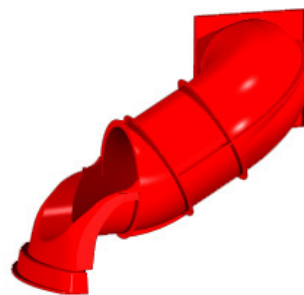
12 DIFFERENT MODELS




Elbow 100 left




Elbow 80 left




Elbow 80 right



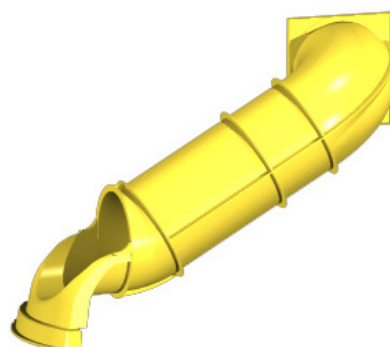
Elbow 100 right



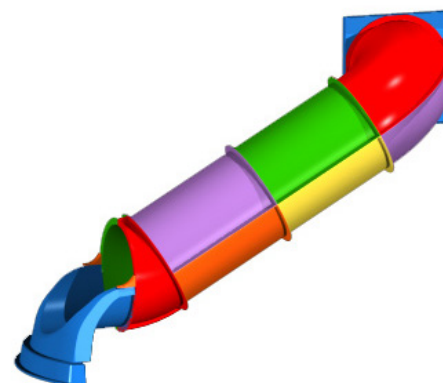
Elbow 150 left




Elbow 125 left




Elbow 125 right



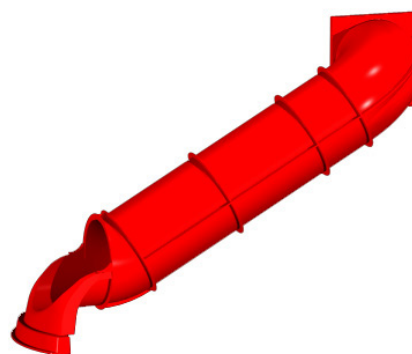
Elbow 150 right



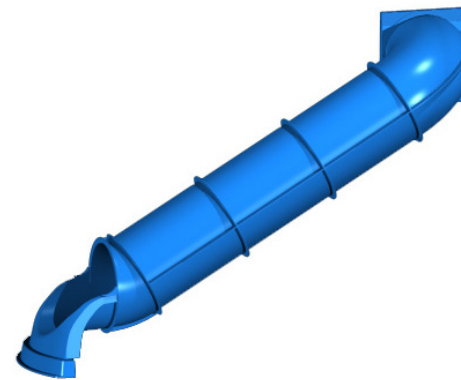
Elbow 200 left



Elbow 175 left



Elbow 175 right

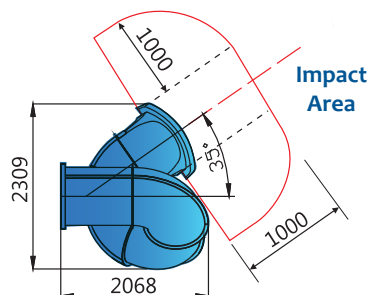
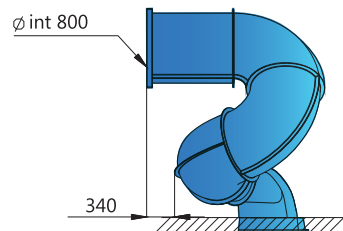
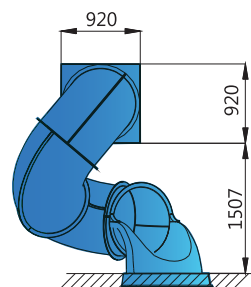


Elbow 200 right

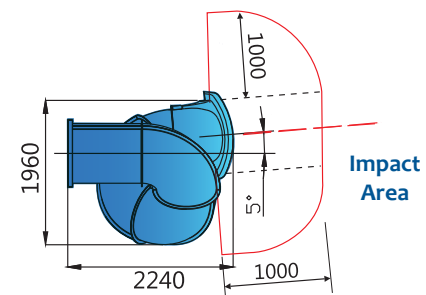
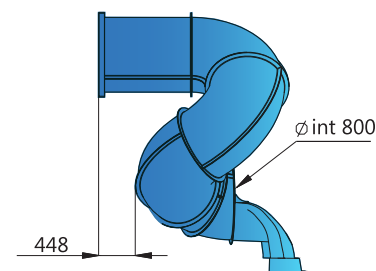
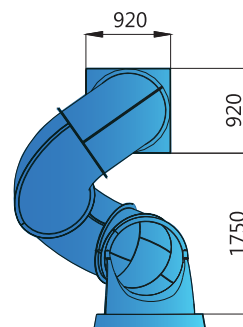


# SPIRAL TUBES

Spiral tube 150



Spiral tube 175



GRAY  
RAL7040

LIGHT  
GREEN  
RAL 6018

DARK  
GREEN  
RAL 6029

RED  
RAL 3020

BLUE  
RAL 5015

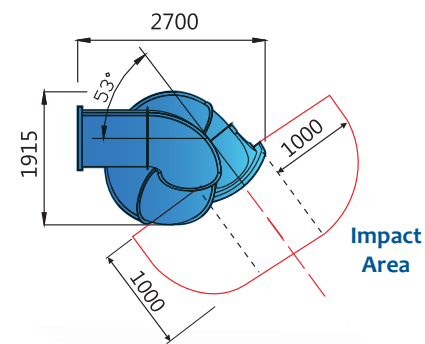
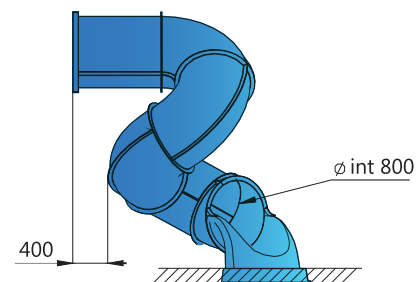
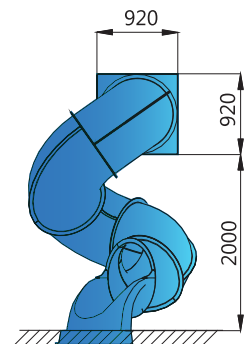

YELLOW  
RAL 1018

PURPLE  
RAL 4005

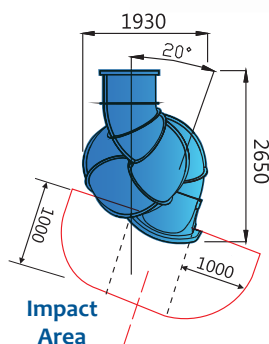
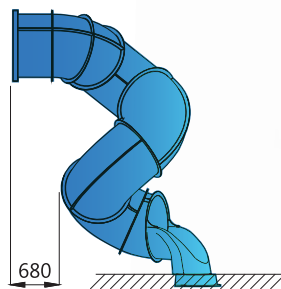
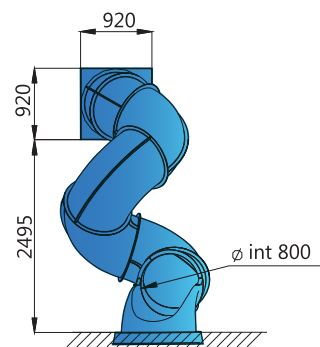
ORANGE  
RAL 2009

# SPIRAL TUBES

Spiral tube 200



Spiral tube 250



GRAY  
RAL7040

LIGHT  
GREEN  
RAL 6018

DARK  
GREEN  
RAL 6029

RED  
RAL 3020

BLUE  
RAL 5015

YELLOW  
RAL 1018

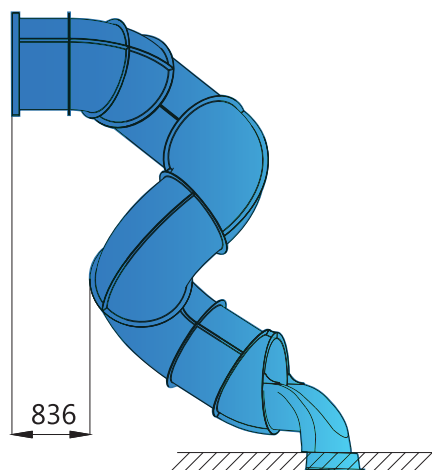
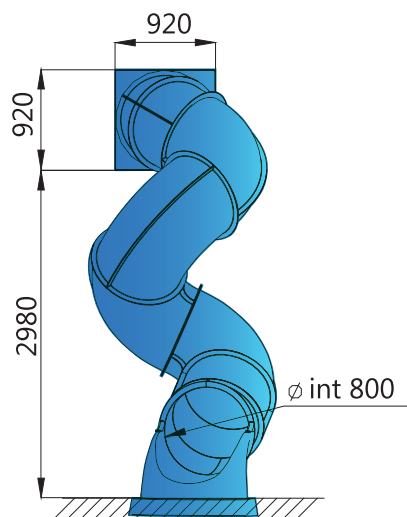
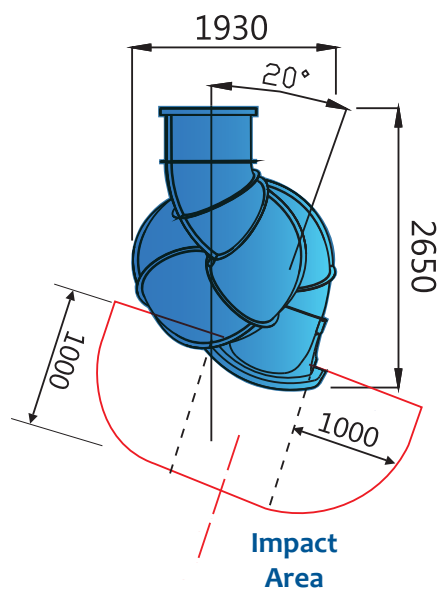
PURPLE  
RAL 4005

ORANGE  
RAL 2009



# SPIRAL TUBES

Spiral tube 300



GRAY  
RAL7040

LIGHT  
GREEN  
RAL 6018

DARK  
GREEN  
RAL 6029

RED  
RAL 3020

BLUE  
RAL 5015

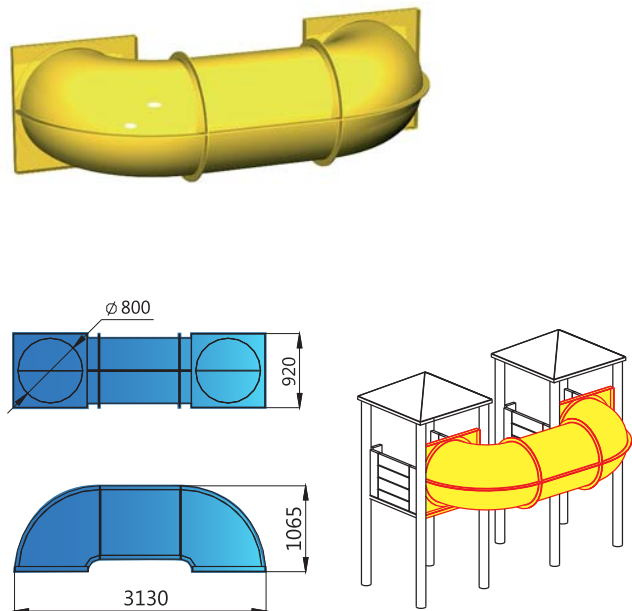
YELLOW  
RAL 1018

PURPLE  
RAL 4005

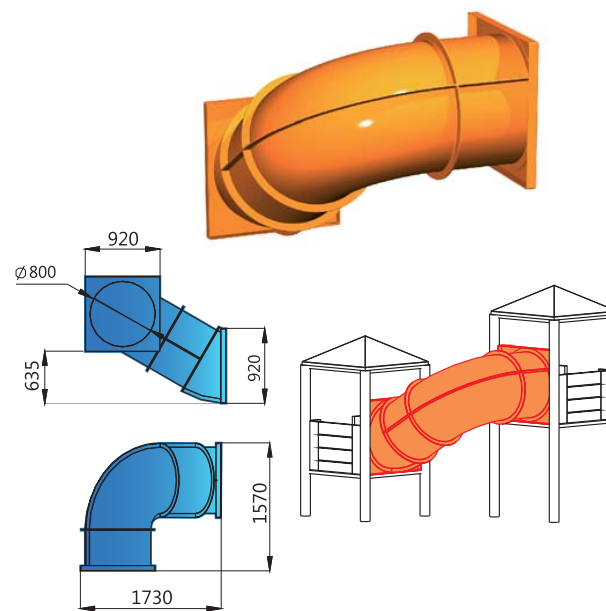
ORANGE  
RAL 2009

# TUBE TUNNELS

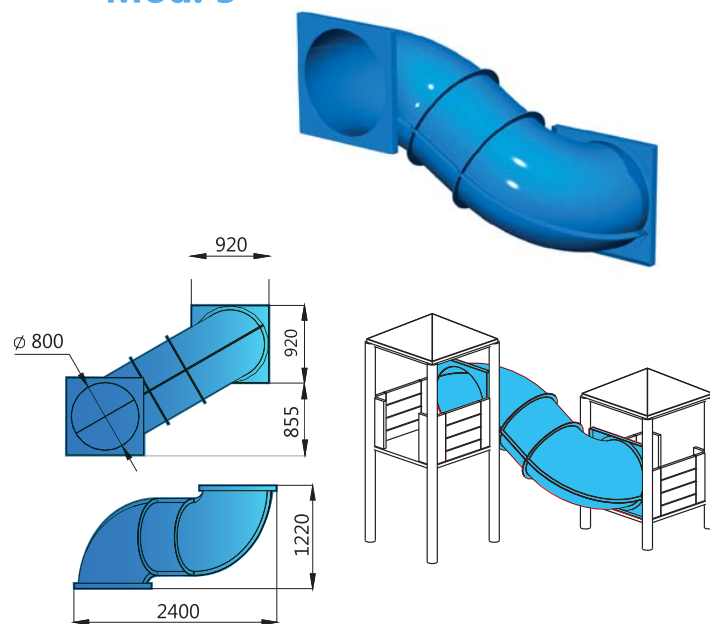
Mod. 1



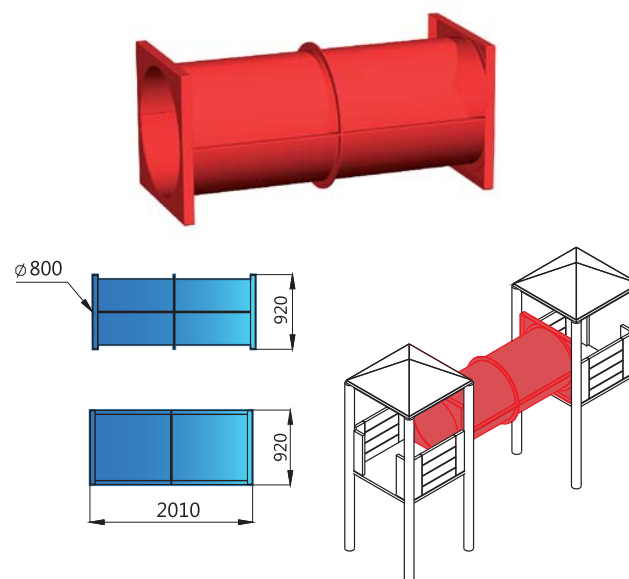
Mod. 2



Mod. 3



Mod. 4



GRAY  
RAL7040

LIGHT  
GREEN  
RAL 6018

DARK  
GREEN  
RAL 6029

RED  
RAL 3020

BLUE  
RAL 5015

YELLOW  
RAL 1018

PURPLE  
RAL 4005

ORANGE  
RAL 2009

# REPAIR KITS

Our products are **easily repairable**,  
thereby increasing their durability and  
promoting responsible consumption of  
resources.

**Get in touch with us** and we will help you  
keep your products like the first day.

**! CALL US ;**

**Molder Disnova Composites**  
[www.molderdisnova.com](http://www.molderdisnova.com)







Big

Brownie

# Swings

¡Suitable for all ages and abilities!

# BIRD'S NEST SWING SEAT



CERTIFICADORA  
ACREDITADA POR ENAC 6

UNE-EN 1176-1:2018

EN 1176-1:2017

Bird's Nest seat for swing designed under the EN 1176-1:2017 standard and suitable for accessible parks according to the spanish order TMA/851/2021.


- recommended age: 3-14 años
- Maximum weight: 280 kg
- Drain hole
- pads bumper

Made of **ecological** rotomolded polyethylene

Universally  
accessible



Multiuser



Security  
chains

Cardan joints not  
supplied



## AVAILABLE COLORS:



PURO  
RECYCLED  
RAL 9011

BLUE  
RAL 5001  
30% RECYCLED

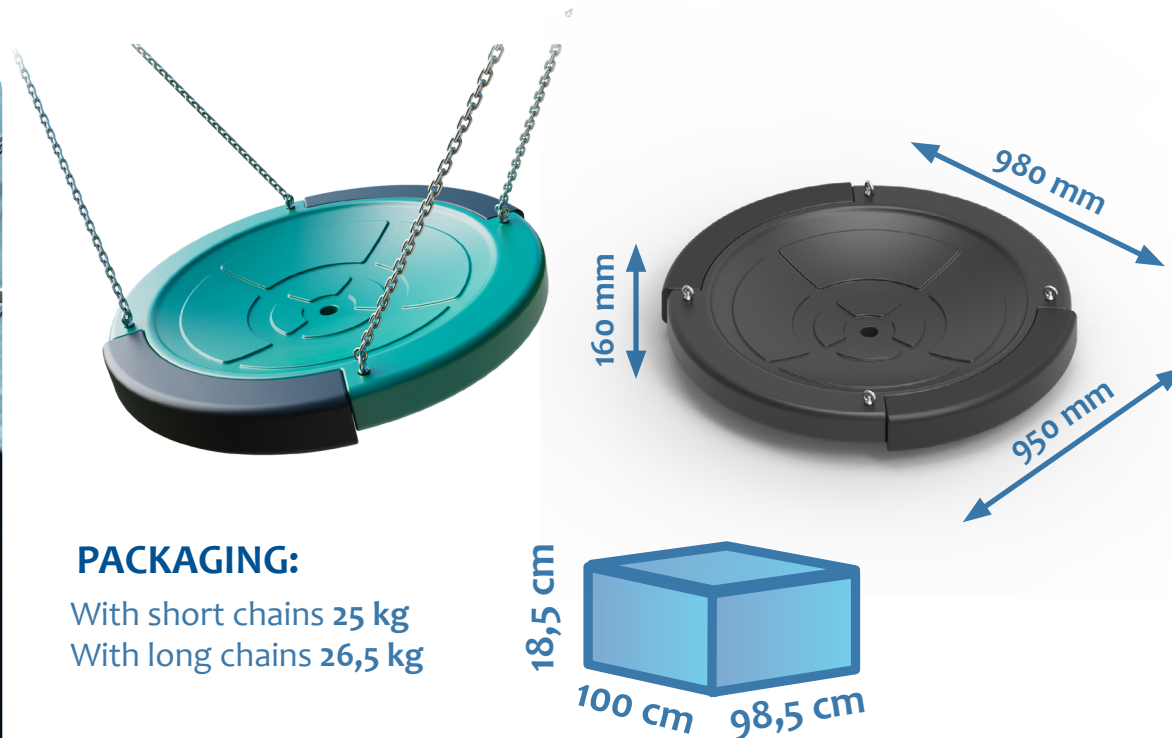
GREEN  
RAL 6026  
30% RECYCLED

**Molder Disnova Composites**  
[www.molderdisnova.com](http://www.molderdisnova.com)

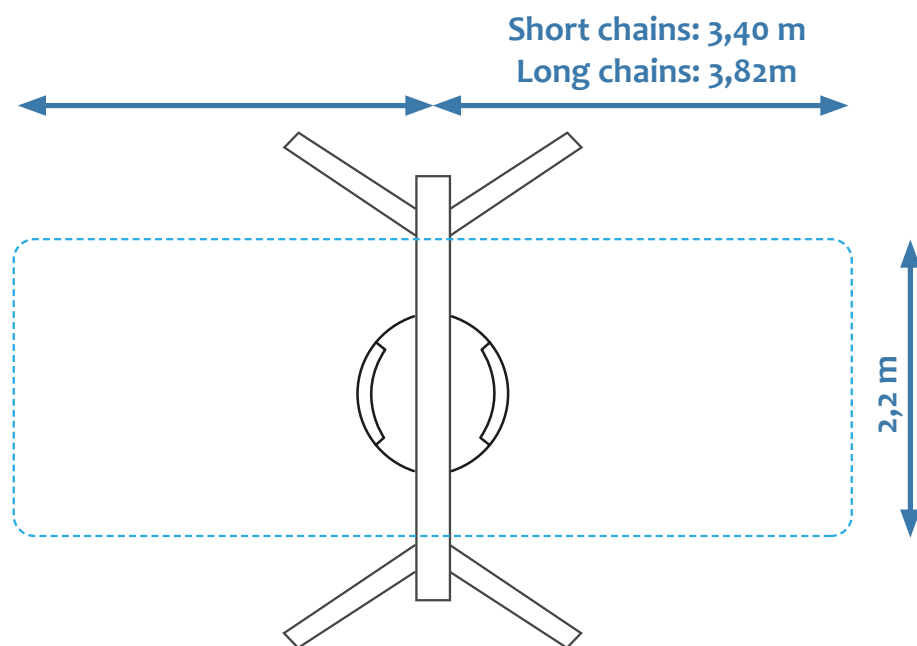




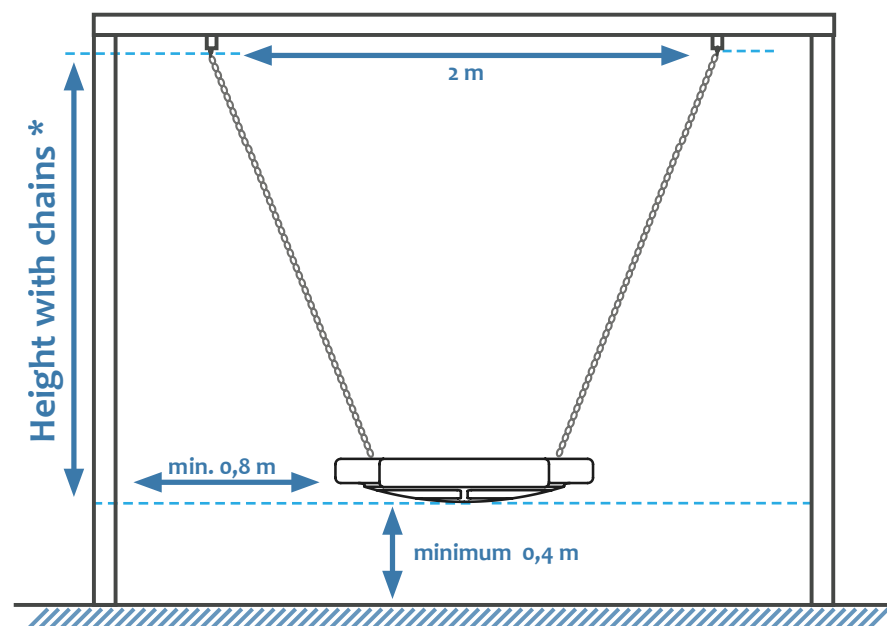
# BIRD'S NEST SWING SEAT



## SAFETY AREA:



\* Height with short chains: 1485 mm  
Height with long chains: 1965 mm

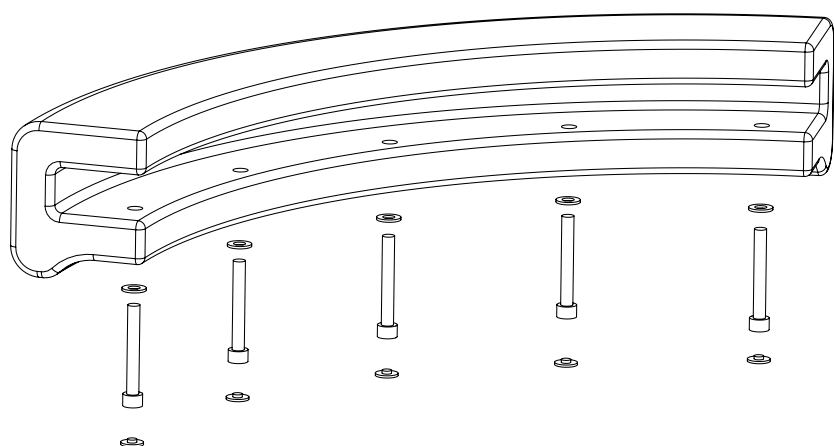




# REPLACEMENT SETS

## Model: BIRD'S NEST

### Pad replacement set



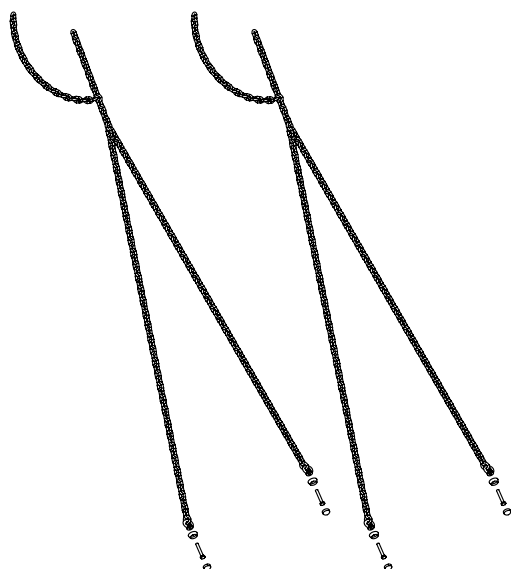
REF: 70

### Short chains replacement set



REF: 71

### Long chains replacement set



REF: 72



# INCLUSIVE SWING SEAT



Model: **BIG**



Inclusive swing seat with safety fastening system designed and **certified under the EN1176-2** standard. Made of polyethylene.

It is recommended that the user is accompanied by an adult.

It is supplied with or without chains for installation in all types of frames, which comply with the reference regulations.

- **Drain hole** designed to prevent water stagnation
- With **shock absorbing pad**
- **Recommended age:** 5 to 14 years
- **Recommended maximum user weight:** 120 kg



## AVAILABLE COLORS:

BLUE  
30% RECYCLED  
RAL 5001

GREEN  
30% RECYCLED  
RAL 6026

RICE HUSK

BLACK  
100% RECYCLED  
RAL 9011

ORANGE  
100% RECYCLED  
RAL 2010

**CHECK AVAILABLE REFERENCES**




**Molder Disnova Composites**  
[www.molderdisnova.com](http://www.molderdisnova.com)

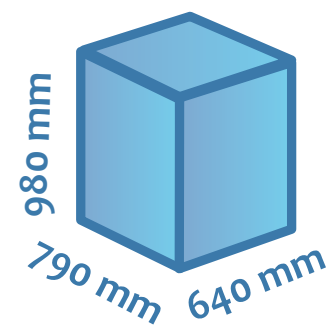
# Models



# Measures



## Packaging



With chains 27,5 kg  
No chains 24,5 kg



\* Height with long chains = 2,010 mm  
Height with short chains = 1,710 mm

The inclusive swing seat can be purchased in various colors, with harness or belts and with long, short or no chains.

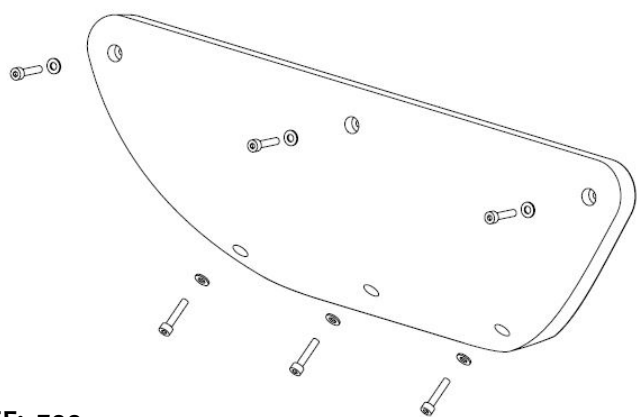




# REPLACEMENT SETS

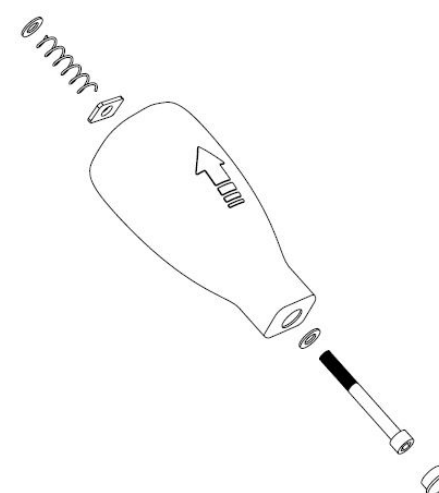
Model: **BIG**

## Pad replacement set



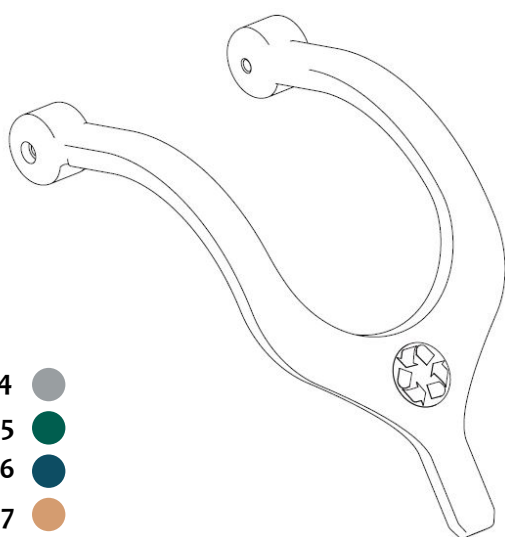
REF: 700

## Closing replacement set



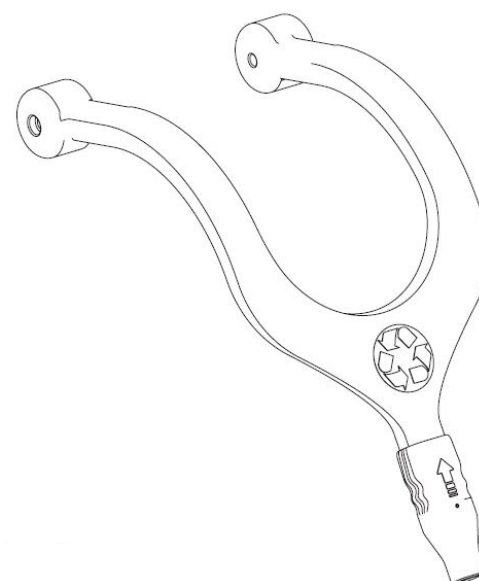
REF: 701.4

## Harness replacement set



REF: 702.4  
REF: 702.5  
REF: 702.6  
REF: 702.7

## Harness replacement set with closure



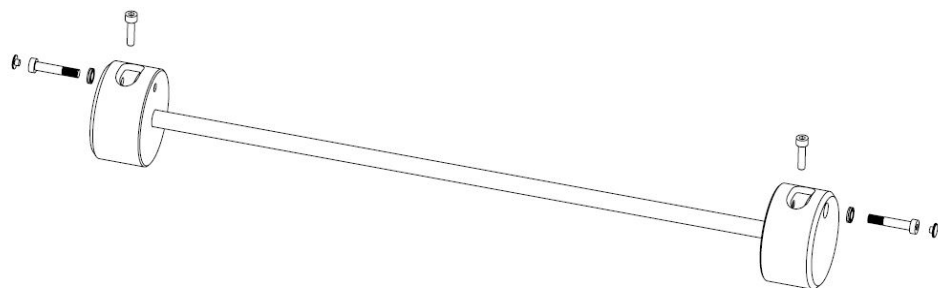
REF: 703.4  
REF: 703.5  
REF: 703.6  
REF: 703.7



# REPLACEMENT SETS

Model: **BIG**

## Cylinder replacement set



REF: 704 (Harness version)  
REF: 7004 (Version with belts or easy)

## Short chains replacement set



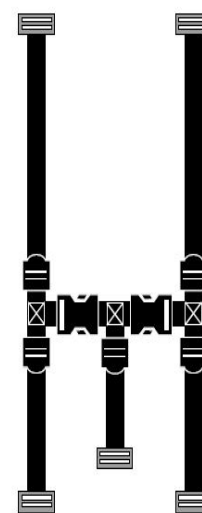
REF: 705

## Long chain replacement set



REF: 706

## Belt replacement set



REF: 707



# INCLUSIVE SWING SEAT

## Model: **BROWNIE**



Inclusive swing seat with safety fastening system designed and **certified under the EN1176-2 standard**. Made of polyethylene.

It is recommended that the user is accompanied by an adult.

It is supplied with or without chains for installation in all types of frames, which comply with the reference regulations.

- **Drain hole** designed to prevent water stagnation
- **With shock absorbing pad**
- **Recommended age:** 3 to 8 years
- **Recommended maximum user weight:** 120 kg



### AVAILABLE COLORS:

**BLUE**  
30% RECYCLED  
RAL 5001

**GREEN**  
30% RECYCLED  
RAL 6026

**RICE HUSK**

**BLACK**  
100% RECYCLED  
RAL 9011

**ORANGE**  
100% RECYCLED  
RAL 2010


**CHECK AVAILABLE REFERENCES**



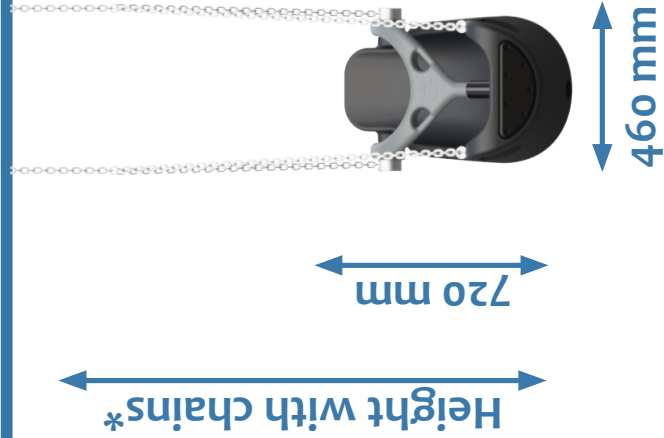
**Molder Disnova Composites**  
[www.molderdisnova.com](http://www.molderdisnova.com)



# Models




## Measures



\* Height with long chains = 1.910 mm  
Height with short chains = 1.610 mm

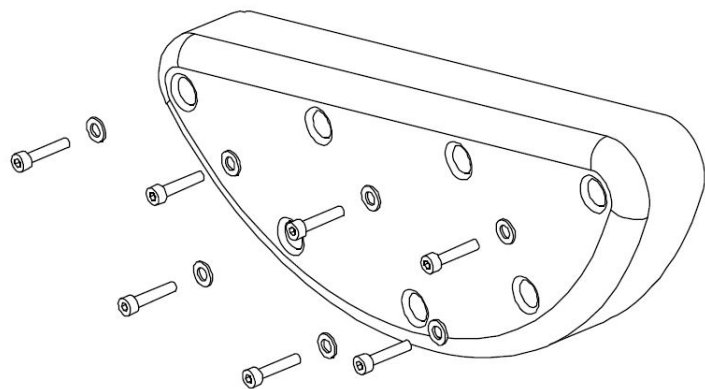
Packaging



# REPLACEMENT SETS

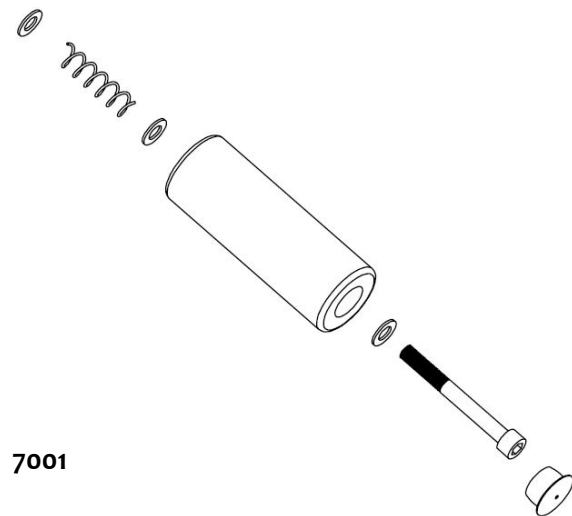
## Model: **BROWNIE**

### Pad replacement sets




REF: 7000

### Closing replacement set



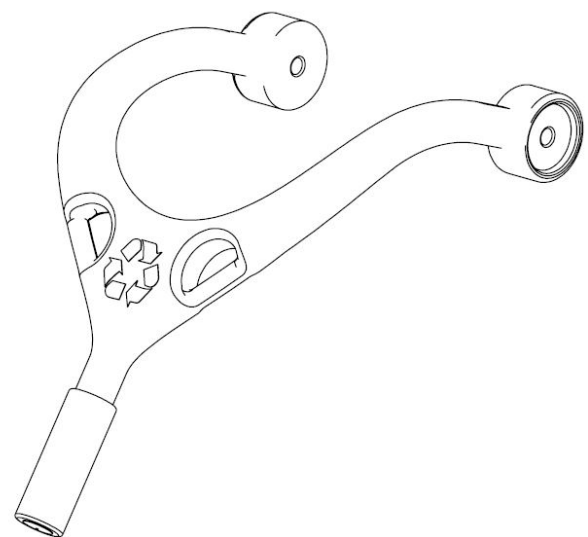
REF: 7001

### Harness replacement set



REF: 7002

### Harness replacement set with closure



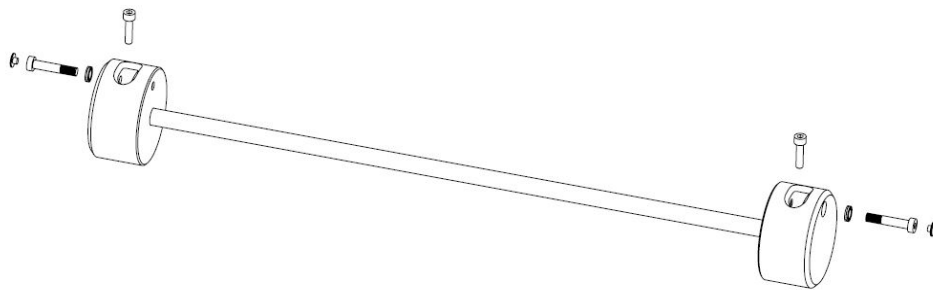
REF: 7003



# REPLACEMENT SETS

Model: **BROWNIE**

## Cylinder replacement set



REF: 7004

## Short chains replacement sets



REF: 705

## Long chains replacement chains



REF: 706





A large, yellow, geometric climbing wall structure, resembling a stylized letter 'A' or a cluster of triangles, stands on a green lawn. The structure is covered in numerous colorful handholds in red, blue, green, and orange. A yellow rope runs vertically along one of the main faces. The background shows a white fence and a tree trunk on the left. The sky is bright with some clouds.

# Children's climbing walls

For the more adventurous



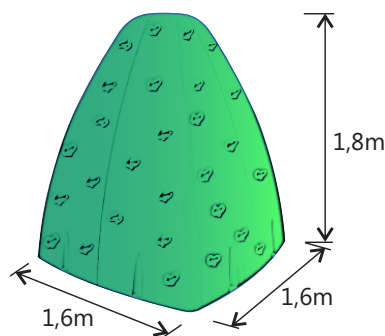
# CHILDISH CLIMBING WALL POL

- Made of GRP composite. Includes climbing holds with different shapes and colors.
- Recommended age: older than 3 years..
- Both for outdoor areas and in closed spaces.
- It is delivered disassembled with instructions for its correct installation.
- Safety floor is recommended according to EN1177 standard. HIC >1,8m
- Maximum number of users: 14

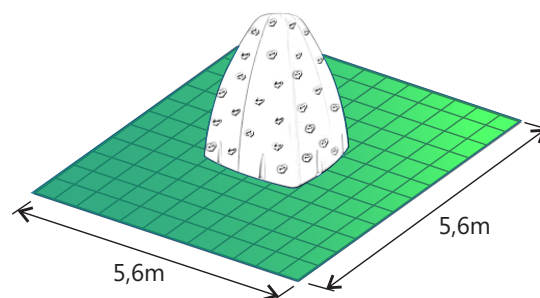
## INSTALLATION



## Dimensions



## Safety clearance distances according to EN1176 standard



Packaging dimensions:  
1,2 x 1,0 x 2,2 m. 150 kg.



PREMIO AFAMOUR  
AL DISEÑO 2016

## AVAILABLE COLORS:

GRAY  
RAL7040

LIGHT  
GREEN  
RAL 6018

DARK  
GREEN  
RAL 6029

RED  
RAL 3020

BLUE  
RAL 5015

YELLOW  
RAL 1018

PURPLE  
RAL 4005

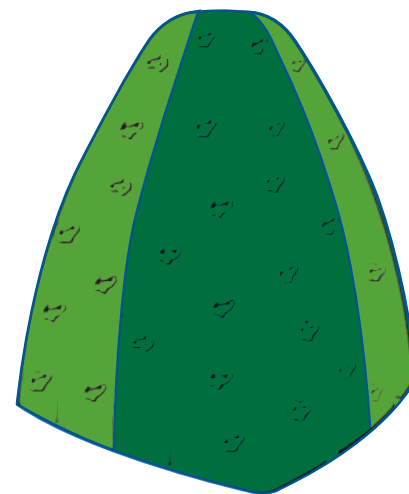
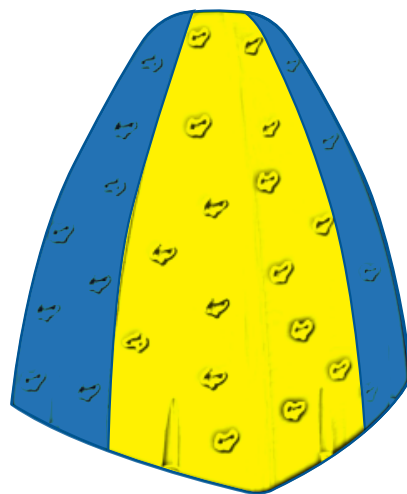
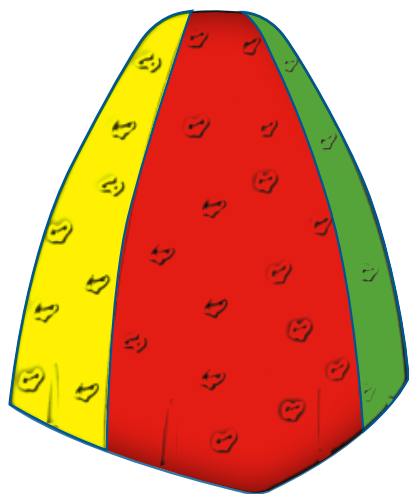
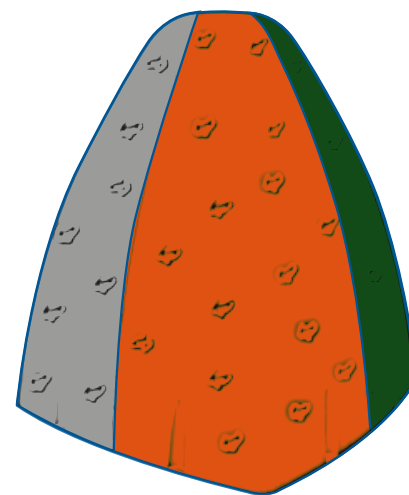
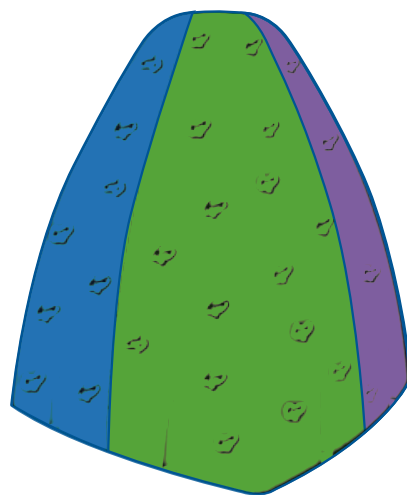
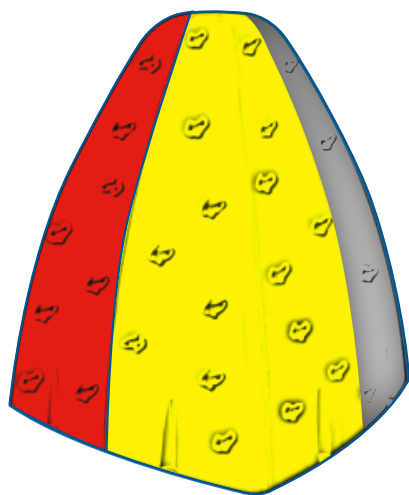
ORANGE  
RAL 2009

**Molder Disnova Composites**  
[www.molderdisnova.com](http://www.molderdisnova.com)

PRFV



# CHILDISH CLIMBIG WALL POL



MANY  
DIFFERENT  
COLOURS

Ask us for  
custom  
climbing walls



PREMIO AFAMOUR  
AL DISEÑO 2016



**Molder Disnova Composites**  
[www.molderdisnova.com](http://www.molderdisnova.com)





# CHILDISH CLIMBING WALL POLYESTER ROCK


- Made of composite. Includes climbing holds with different shapes and colors.
- Recommended age: over 3 years.
- Both for outdoor areas and in closed spaces
- It is delivered disassembled with instructions for its correct installation.
- Safety flooring is recommended in accordance with the EN1177 standard. HIC >1,8m
- Maximum number of users: 14



**i ROCK  
EFFECT !**



INSTALLATION



Packaging dimensions:  
1,2 x 1,0 x 2,2 m. 150 kg.  
Palletizing.

**Molder Disnova Composites**  
[www.molderdisnova.com](http://www.molderdisnova.com)

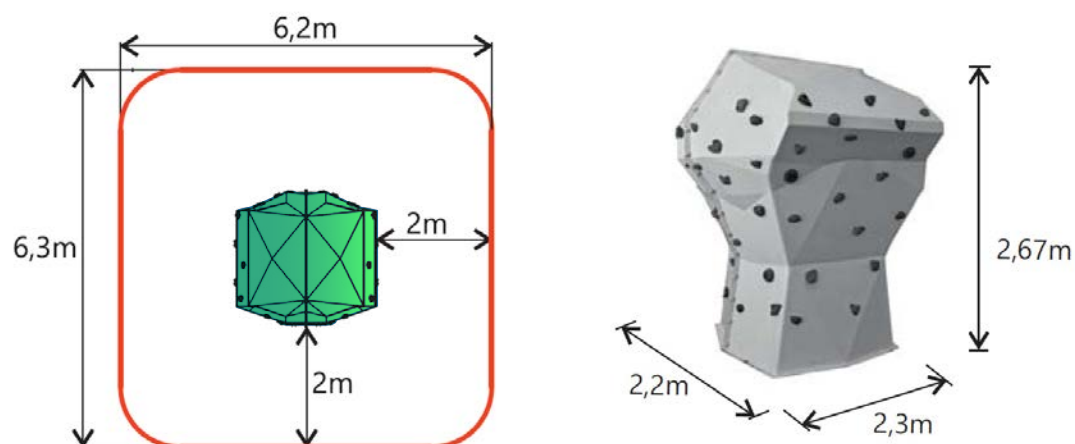
**PRFV**

# BULNES CLIMBING WALL

- Climbing block made of GRP composite.
- Includes holds with different shapes and colors.
- Recommended age: over 3 years.
- Ideal for use in children's areas, both indoors and outdoors (Designed according to EN1176).
- Versatile modules that can be adapted for wall mounting.
- It is delivered disassembled with instructions for its correct installation.
- Buffer floor is recommended according to EN1177 standard. (Free fall height 2.15m)



## Safety clearance distances according to EN1176 standard



## AVAILABLE COLORS:

GRAY  
RAL7040

LIGHT  
GREEN  
RAL 6018

DARK  
GREEN  
RAL 6029

RED  
RAL 3020

BLUE  
RAL 5015

YELLOW  
RAL 1018

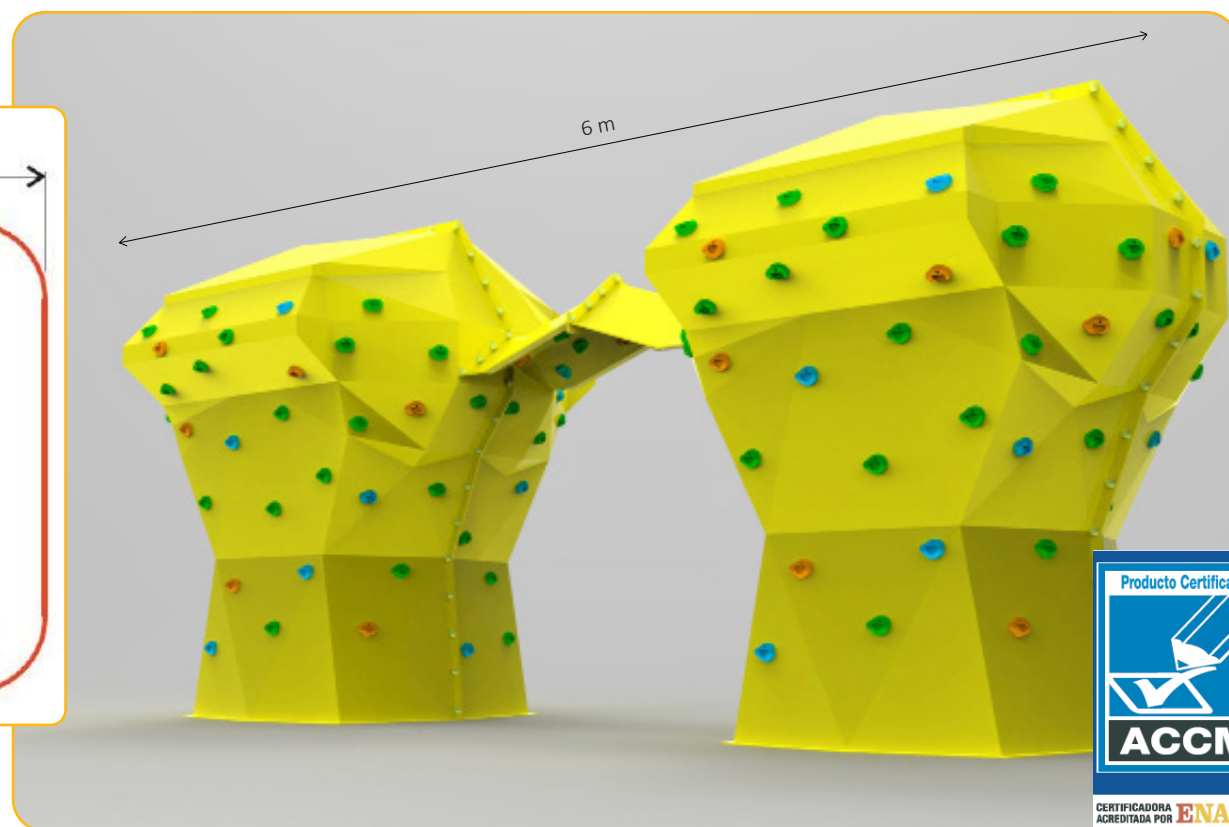
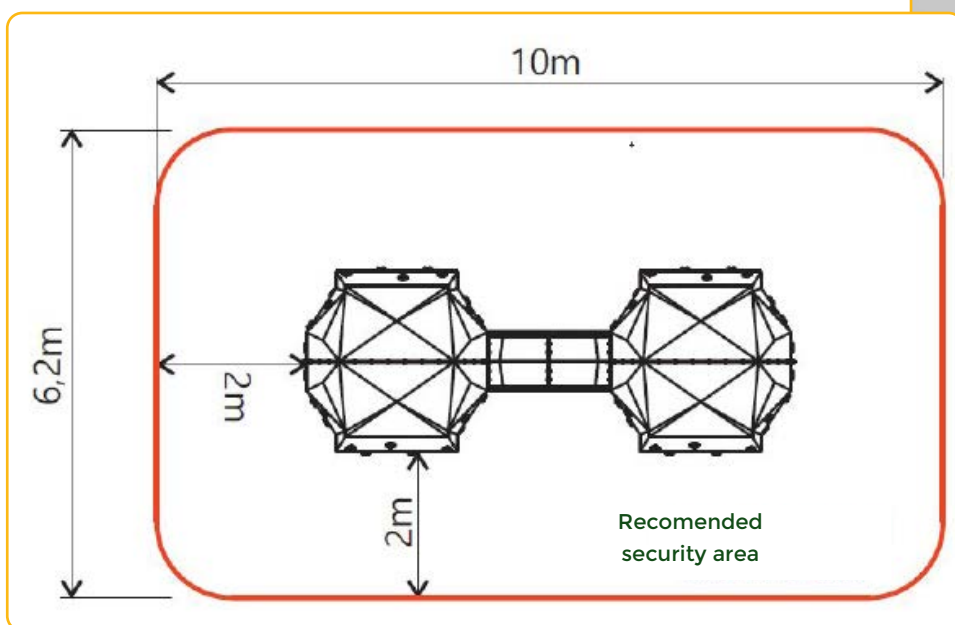
PURPLE  
RAL 4005

ORANGE  
RAL 2009



# BULNES BRIDGE CLIMBING WALL

- Climbing blocks with connecting bridge, made of composite.
- Includes prey with different shapes and colors
- Recommended age: over 3 years.
- Ideal for use in children's areas, both indoors and outdoors (Designed according to EN1176).
- It is delivered disassembled with instructions for its correct installation.
- Cushioning flooring in accordance with EN1177 is recommended. (Free height of fall 2.15m)



## AVAILABLE COLORS:

GRAY  
RAL7040

LIGHT  
GREEN  
RAL 6018

DARK  
GREEN  
RAL 6029

RED  
RAL 3020

BLUE  
RAL 5015

YELLOW  
RAL 1018

PURPLE  
RAL 4005

ORANGE  
RAL 2009



**Molder Disnova Composites**  
[www.molderdisnova.com](http://www.molderdisnova.com)

PRFV



# CLIMBING HOLDS

Set of 10 climbing holds. In different sizes and colors.


Made of composite material, with inserted metal washer. Colored en masse.

Two-point fixation to prevent rotation.

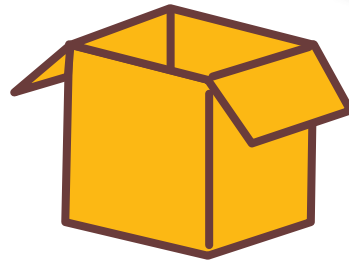
Available in various sizes and colors.



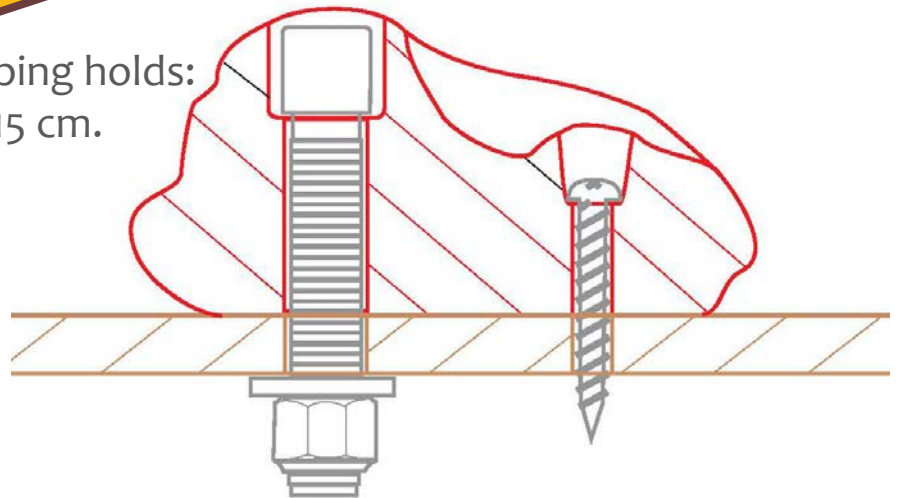
Installation screws included.



Tools needed.



Box of 10 climbing holds:  
31 x 22 x 15 cm.



A vibrant playground scene featuring wooden play structures with red slides, colorful arches, and a safety mat on the ground. The background shows lush green trees and a clear sky.

# Playground accessories

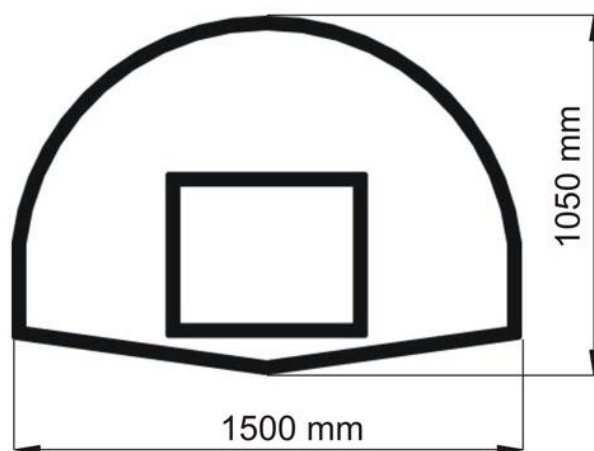
Willing to cover all your needs

# BASKETBALL BOARDS

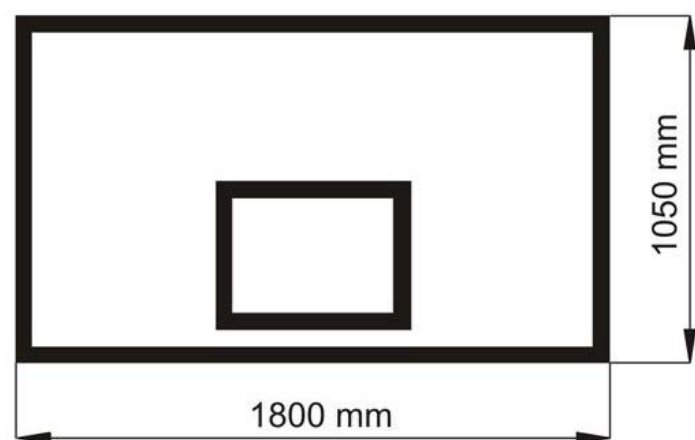
Basketball boards for installation in goals. Under the regulation of regulatory marking.

Ring not included. Thickness 20 mm.

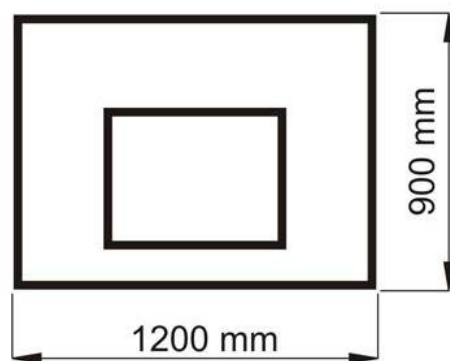
Material: fiberglass reinforced polyester. Manufactured with RTM injection technology.



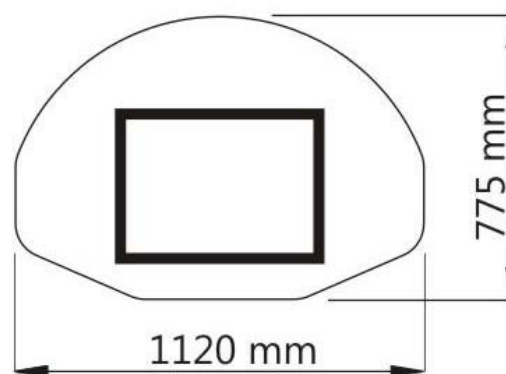
**AMERICANO**



**REGLAMENTARIO**



**MINI BASKET**



**STREET**

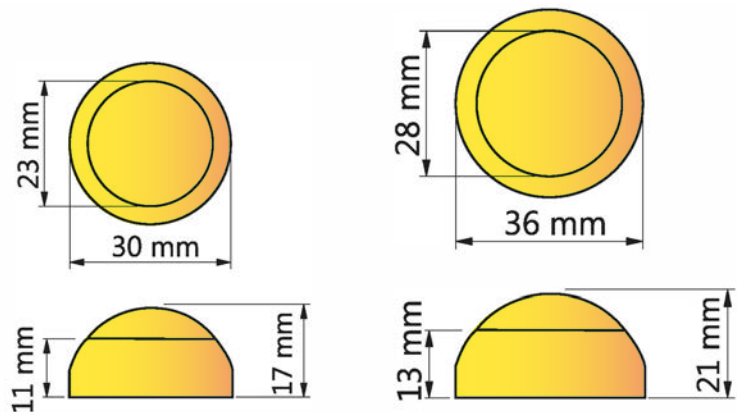




# SCREW PROTECTORS

## Vandal resistant caps

### Flat base



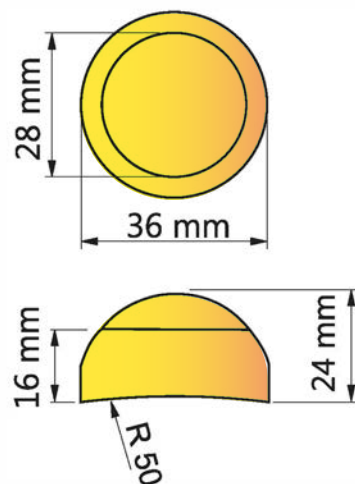
Safety caps for

Safety caps for  
M10 and M12 screws



### Curved base

Safety caps for  
M10 and M12 screws



Material: High  
resistance  
polyamide.

Secure snap  
closure.



### Available colours



Blue



Red



Yellow



Black



Orange



Green



White



# SWINGS AND CHAINS

## Safety seat

Material: EPDM rubber injected with aluminum reinforcement.

Measures 450 x 315 x 230 mm

4 shackles for mounting  
(chains not included)



## Pair of chains

Material: hot-dip galvanized steel.

Height: 1,8m



## Basic seat

Material: EPDM rubber injected with aluminum reinforcement.

Measures 450 x 160 x 27,5 mm

4 holes for mounting  
(chains not included)



## Flexible seat

Material: reinforced injected EPDM rubber with an interior metal plate.

Measures 630 x 150 mm

Steel chains  
galvanized included.  
(height 2,3 m)





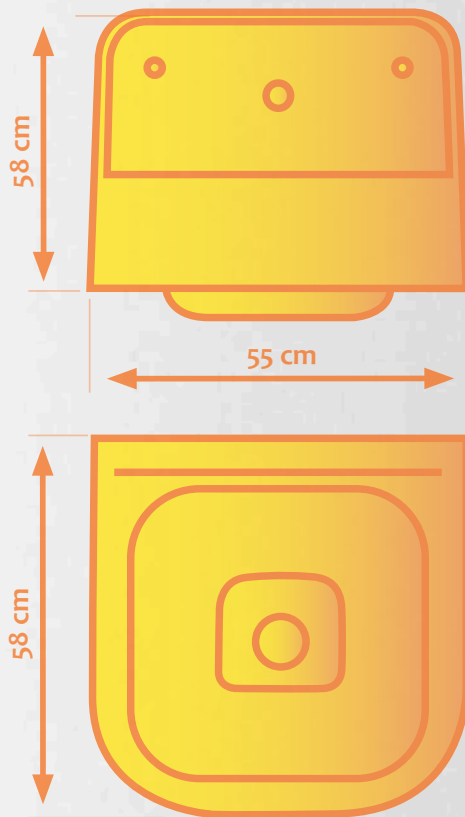


**Other  
accessories**



# CHILDREN'S TOILET

40 cm model for one user



Sinks made of high resistance GRP.

Designed with attention to ergonomics and safety in use by the little ones.

They do not need a support structure. They include an easy-to-use tap and drain valve. Easy cleaning.

Easy installation: directly to the wall with included dowels and screws.

## AVAILABLE COLOURS:

GRAY RAL7040	LIGHT GREEN RAL 6018	DARK GREEN RAL 6029	RED RAL 3020	BLUE RAL 5015	YELLOW RAL 1018	PURPLE RAL 4005	ORANGE RAL 2009	WHITE RAL 9016
-----------------	----------------------------	---------------------------	-----------------	------------------	--------------------	--------------------	--------------------	-------------------



**Molder Disnova Composites**  
[www.molderdisnova.com](http://www.molderdisnova.com)

**COMPOSITE**

# CHILDREN'S TOILET

40 cm model for one user

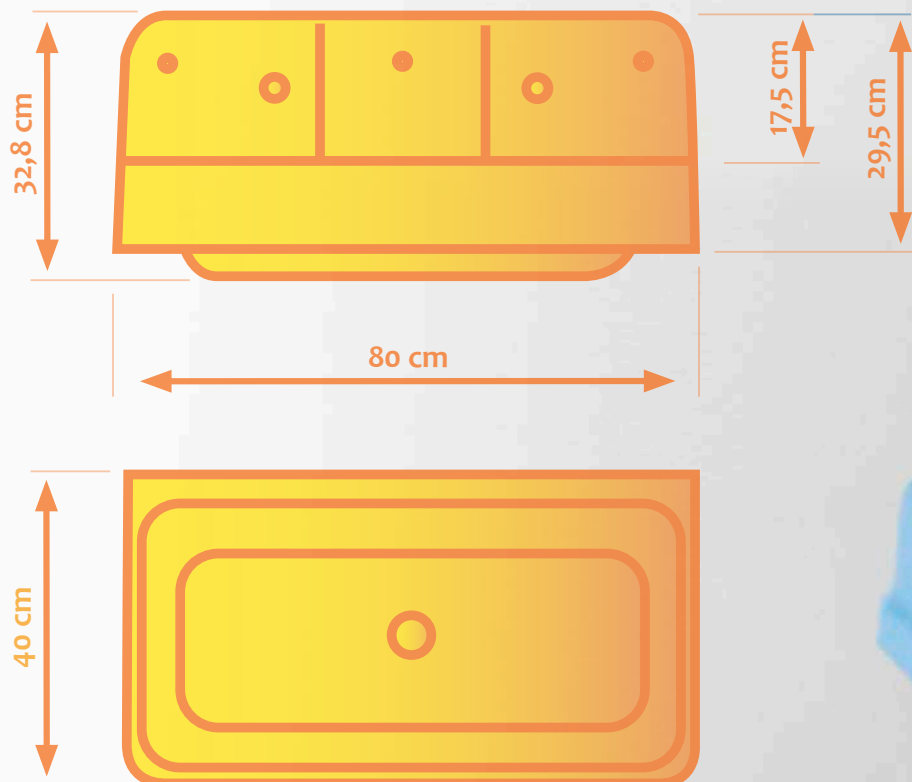


**Molder Disnova Composites**  
[www.molderdisnova.com](http://www.molderdisnova.com)

**COMPOSITE**

# CHILDREN'S TOILET

80 cm model for two users



Sinks made of high resistance GRP.

Designed with attention to ergonomics and safety in use by the little ones.

They do not need a support structure. They include 2 easy-to-use taps and a drain valve. Easy cleaning. Easy installation: directly to the wall with included dowels and screws.

## AVAILABLE COLOURS:

GRAY RAL7040	LIGHT GREEN RAL 6018	DARK GREEN RAL 6029	RED RAL 3020	BLUE RAL 5015	YELLOW RAL 1018	PURPLE RAL 4005	ORANGE RAL 2009	WHITE RAL 9016
-----------------	-------------------------	------------------------	-----------------	------------------	--------------------	--------------------	--------------------	-------------------



**Molder Disnova Composites**  
[www.molderdisnova.com](http://www.molderdisnova.com)

**COMPOSITE**



# CHILDREN'S TOILET

80 cm model for two users



**Molder Disnova Composites**  
[www.molderdisnova.com](http://www.molderdisnova.com)

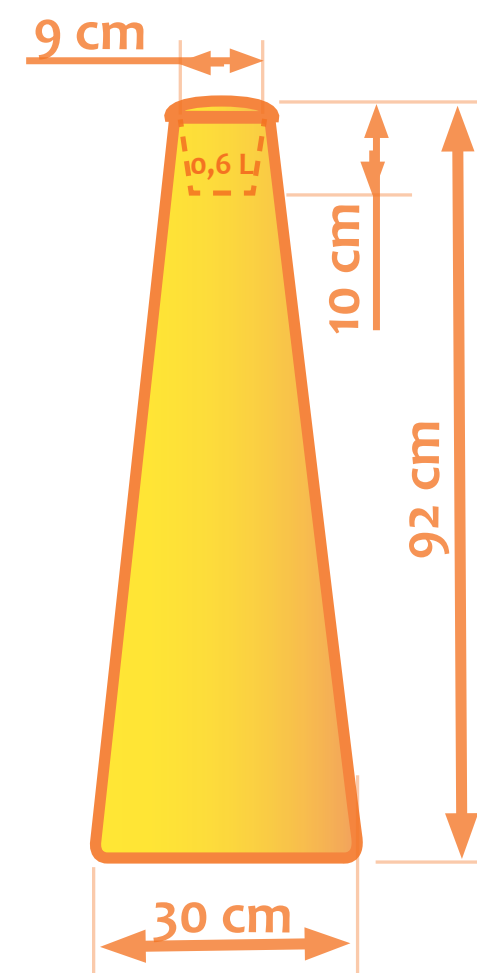
**COMPOSITE**

# ASHTRAY CONE

Exclusive design standing ashtray, intended to be used as a decorative element at entrances to hotels, restaurants, cafes and all kinds of terraces.

Available in green or gray. Made of 100% recyclable PE.

Easy-to-remove aluminum container for a more comfortable cleaning.



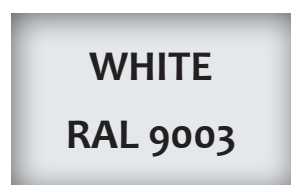
## AVAILABLE COLOURS:



PINK  
RAL 4010



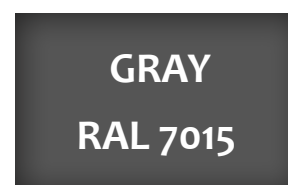
PURPLE  
RAL 4001



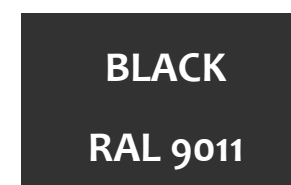
WHITE  
RAL 9003



GREEN  
RAL 6016



GRAY  
RAL 7015



BLACK  
RAL 9011



ORANGE  
RAL 2009



**Molder Disnova Composites**  
[www.molderdisnova.com](http://www.molderdisnova.com)




# CYLINDER ASHTRAY

Exclusive design standing ashtray for the entrances of buildings and gardens. Due to its materials: plastics, composites and stainless metals, it is an excellent solution for outdoor use.

Available in various colors. Made of 100% recyclable PE.

Easy-to-remove container for a more comfortable cleaning.



## AVAILABLE COLOURS:

PINK  
RAL 4010

PURPLE  
RAL 4001

WHITE  
RAL 9003

GREEN  
RAL 6016

GRAY  
RAL 7015

BLACK  
RAL 9011

ORANGE  
RAL 2009



**Molder Disnova Composites**  
[www.molderdisnova.com](http://www.molderdisnova.com)

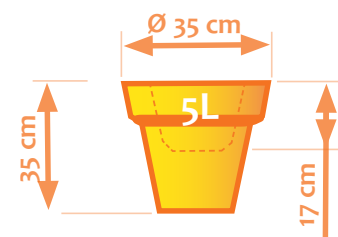




# ROUND POTS



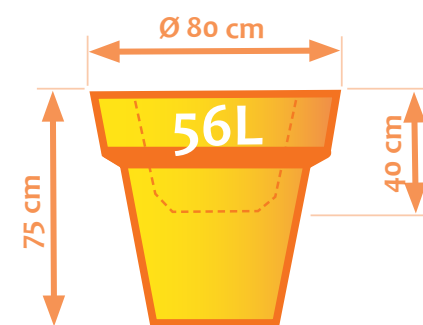
Suitable for separating interior and exterior spaces, delimiting areas, decorating ... Made of high quality polyethylene and highly resistant to impacts, 100% recyclable.



Mod. 35 cm



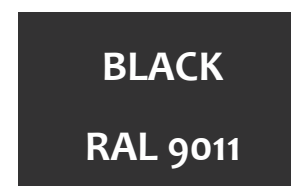
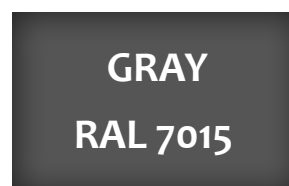
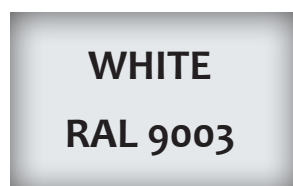
Mod. 60 cm



Mod. 80 cm



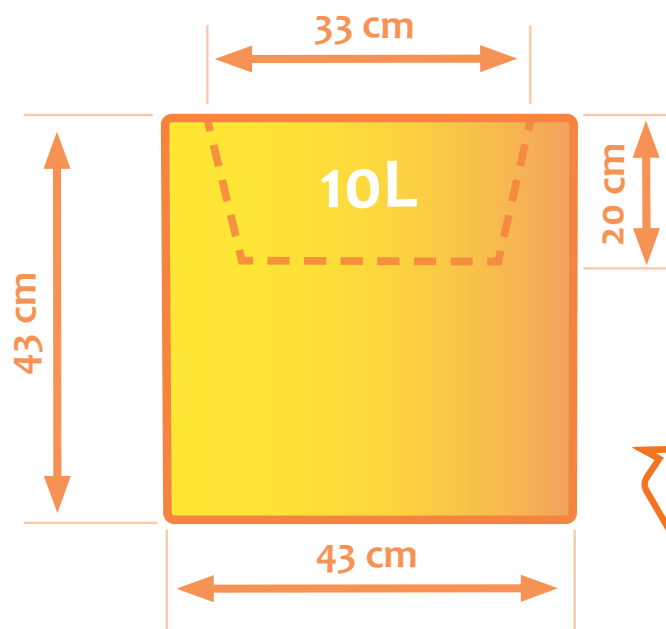
AVAILABLE COLOURS:



**Molder Disnova Composites**  
[www.molderdisnova.com](http://www.molderdisnova.com)



# CUBE POT 43



**100%  
RECYCLABLE**



Decoration pot for interior and exterior. With square proportions, it brings personality to many spaces.

Made of high quality polyethylene with great resistance to impacts, 100% recyclable. Resistant to water, snow, UV rays ...



## AVAILABLE COLOURS:

**PINK**  
RAL 4010

**PURPLE**  
RAL 4001

**WHITE**  
RAL 9003

**GREEN**  
RAL 6016

**GRAY**  
RAL 7015

**BLACK**  
RAL 9011

**ORANGE**  
RAL 2009



**Molder Disnova Composites**  
[www.molderdisnova.com](http://www.molderdisnova.com)

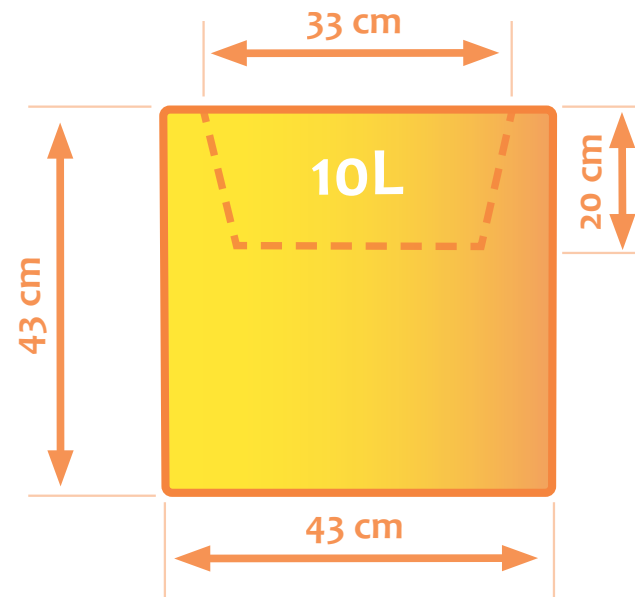




# SUNDARA POT



**100%**  
**RECYCLABLE**



The Sundara Planter is a decorative piece. Suitable for both indoors and outdoors. It fulfills its function as a planter and adds visual value to the space. Made of 100% recyclable PE.

Available in 6 different colours.

## AVAILABLE COLOURS:

PINK  
RAL 4010

PURPLE  
RAL 4001

WHITE  
RAL 9003

GREEN  
RAL 6016

GRAY  
RAL 7015

BLACK  
RAL 9011

ORANGE  
RAL 2009



**Molder Disnova Composites**  
[www.molderdisnova.com](http://www.molderdisnova.com)

PE



# LARGE GARDENERS



60 x 60 x 60 cm



120 x 60 x 40 cm



100 x 100 x 70 cm

Planters made of fiberglass reinforced polyester (GRP). The fiber reinforcement makes them very resistant and the coating makes them resistant to the elements outside. It also produces a quality high gloss finish.

Available in various sizes and colors, as indicated in the images.



Consult us  
for custom  
manufacturing

AVAILABLE COLOURS:



**Molder Disnova Composites**  
[www.molderdisnova.com](http://www.molderdisnova.com)

COMPOSITE





# m

**Molder Disnova Composites**